

Jr. Rocky Mountain Open 2019

Meet Results







Jan 11-13, 2019

Page: 1
Printed: 1/12/2019 5:00:32 PM

Men / 71 / 10-11

Session: 1

Judge's Signatures

| Rank | Num | Name | Gym |  |  |  |  |  |  | AA |
|------|-----|---------------------|-------------|---|---|--|---|---|---|--------------------|
| 1 | 721 | Hudson Schultz | 5280 | 11.000 1 | 10.200 1 | 9.700 10 | 8.400 7T | 9.800 2T | 8.600 6 | 57.700 1 |
| 2 | 722 | Levi Smith | 5280 | 9.800 5 | 9.300 6T | 9.900 7T | 8.900 2 | 10.100 1 | 9.500 1 | 57.500 2 |
| 3T | 709 | Liam Gearity | 5280 | 9.600 6T | 9.400 5 | 10.600 1 | 8.700 4 | 9.800 3T | 7.700 10T | 55.800 3T |
| 4T | 711 | Caleb Johnston | 5280 | 9.300 10T | 9.500 4 | 10.100 6 | 9.100 1 | 9.100 4 | 8.700 5 | 55.800 4T |
| 5 | 723 | Blake Bauer | AirTime | 9.600 7T | 9.900 2 | 10.400 2 | 7.800 15T | 7.900 14T | 9.000 4 | 54.600 5 |
| 6 | 710 | Gage Godsey | 5280 | 10.500 2 | 7.600 15 | 9.900 8T | 8.600 5T | 8.200 11 | 9.300 2 | 54.100 6 |
| 7 | 719 | Cash Peterson | 5280 | 9.000 13 | 9.600 3 | 9.900 9T | 8.400 8T | 8.000 12T | 9.100 3 | 54.000 7 |
| 8 | 759 | Jacob Maldonado | Gold Cup | 9.400 8T | 8.200 13 | 10.200 4T | 8.400 9T | 8.000 13T | 7.700 11T | 51.900 8 |
| 9 | 775 | Gaven Novak | IGTC | 10.100 4 | 9.300 7T | 8.500 17 | 8.100 13 | 8.400 7T | 6.200 14T | 50.600 9 |
| 10 | 198 | Quinn Pascual | SunDance | 10.200 3 | 7.400 16 | 9.500 11T | 8.800 3 | 8.500 6 | 6.000 17 | 50.400 10 |
| 11 | 782 | Cooper Mohatt | Metro Stars | 8.100 16 | 9.200 8 | 9.500 12T | 8.600 6T | 8.400 8T | 6.400 13 | 50.200 11 |
| 12 | 746 | Michael Morgan | Eagle Ridge | 9.100 12 | 8.300 12 | 8.600 16 | 8.300 11 | 7.900 15T | 7.800 8T | 50.000 12 |
| 13 | 744 | Cannon Kuhn | Eagle Ridge | 8.000 17 | 8.800 9 | 10.300 3 | 8.400 10T | 6.600 18 | 7.800 9T | 49.900 13 |
| 14 | 727 | Landon Owens | AirTime | 9.400 9T | 6.900 17 | 10.200 5T | 7.700 17T | 7.300 17 | 8.200 7 | 49.700 14 |
| 15 | 756 | Aiden Walters | Frontier | 8.900 14 | 8.500 10 | 9.300 13T | 8.200 12 | 8.400 9T | 6.200 15T | 49.500 15 |
| 16 | 776 | Caden Riggins | IGTC | 8.600 15 | 8.400 11 | 9.100 15 | 7.900 14 | 8.300 10 | 6.700 12 | 49.000 16 |
| 17 | 754 | Brady Benne | Frontier | 9.300 11T | 6.400 18 | 9.300 14T | 7.700 18T | 8.700 5 | 6.100 16 | 47.500 17 |
| 18 | 791 | Andric Nava-Hallert | RCGA | 6.300 18 | 8.100 14 | 8.100 18 | 7.800 16T | 7.900 16T | 5.800 18 | 44.000 18 |

Jr. Rocky Mountain Open 2019







Meet Results

Men / 71 / 12+

Session: 1

Jan 11-13, 2019

Judge's Signatures







| Rank | Num | Name | Gym |  |  |  |  |  |  | AA |
|------|-----|-------------------|-------------------|---|---|--|---|---|---|--------------------|
| 1 | 718 | Parker Overbaugh | 5280 | 10.000 3 | 9.600 2 | 10.700 2 | 8.200 18T | 9.500 1T | 8.500 4 | 56.500 1 |
| 2 | 717 | Joey Nieves | 5280 | 10.500 1 | 9.400 3 | 9.300 8T | 8.600 6T | 9.500 2T | 9.000 2T | 56.300 2 |
| 3 | 714 | Alex Kreidler | 5280 | 9.900 4 | 9.700 1 | 9.400 7 | 8.400 12T | 8.900 5 | 9.000 3T | 55.300 3 |
| 4 | 701 | Zack Coleman | 20 Mile | 9.100 10 | 7.800 12T | 9.000 14T | 8.800 2T | 8.000 8T | 9.100 1 | 51.800 4 |
| 5 | 795 | Aaron Shreiner | Xtreme Scottsdale | 9.300 7 | 7.800 13T | 10.000 3 | 8.400 13T | 9.000 4 | 7.000 15 | 51.500 5 |
| 6 | 704 | Aiden Milla | 20 Mile | 9.200 8T | 9.000 4T | 8.400 23 | 8.800 3T | 7.900 12T | 8.100 5T | 51.400 6 |
| 7 | 760 | Cooper Meckler | Gold Cup | 9.800 5 | 7.600 16 | 9.100 12T | 8.100 22T | 8.300 7 | 7.500 10 | 50.400 7 |
| 8 | 700 | NIKO Borges | 20 Mile | 7.800 20 | 7.900 11 | 9.300 9T | 8.100 23T | 7.400 18T | 8.000 7 | 48.500 8 |
| 9 | 787 | Carson Loll | NSG | 8.800 12 | 7.100 20 | 9.100 13T | 8.400 14T | 6.800 23 | 8.100 6T | 48.300 9 |
| 10 | 783 | Bennett Schulte | Metro Stars | 9.700 6 | 7.000 21T | 8.700 18T | 8.700 4T | 7.700 15 | 6.300 19 | 48.100 10 |
| 11 | 793 | Sawyer Kreshock | Xtreme Scottsdale | 7.300 23 | 7.000 22T | 9.900 4 | 8.100 24T | 8.500 6 | 7.100 14 | 47.900 11 |
| 12 | 740 | Noah Youngveitch | Dardano's | 8.900 11 | 7.700 15 | 7.800 28 | 8.000 27T | 8.000 9T | 7.400 11T | 47.800 12 |
| 13 | 790 | Tucker Benson | RCGA | 7.600 21T | 7.800 14T | 8.600 21 | 8.300 15T | 7.900 13T | 7.200 13 | 47.400 13 |
| 14 | 763 | Ryan White | Gold Cup | 8.400 15T | 6.400 24 | 9.800 5 | 8.300 16T | 7.500 16T | 6.900 16 | 47.300 14 |
| 15 | 781 | Jameson Cushing | Metro Stars | 8.700 13 | 8.500 6 | 8.300 24 | 8.000 28T | 7.900 14T | 5.500 22 | 46.900 15 |
| 16 | 199 | Nathan Stahl | SunDance | 8.500 14 | 5.900 25T | 9.000 15T | 8.500 9T | 8.000 10T | 6.800 17 | 46.700 16 |
| 17 | 768 | Canyon Schwinn | GU | 10.200 2 | 8.300 8 | 7.700 29 | 9.000 1 | 7.400 19T | 4.000 23 | 46.600 17 |
| 18 | 762 | Lucas Sanchez | Gold Cup | 8.100 17T | 7.400 17T | 9.700 6 | 8.200 19T | 7.300 20 | 5.800 21 | 46.500 18 |
| 19T | 703 | Andrew Feltz | 20 Mile | 7.600 22T | 5.900 26T | 8.700 20* | 8.700 5T | 7.000 22 | 7.600 9 | 45.500 19T |
| 20T | 778 | Nicholas Studdard | IGTC | 8.100 18T | 7.000 23T | 8.700 19* | 8.200 20T | 6.100 26 | 7.400 12T | 45.500 20T |
| 21 | 758 | Luca Damacus | Gold Cup | 7.900 19 | 7.400 18T | 8.900 16 | 8.500 10T | 6.600 24 | 3.800 24 | 43.100 21 |
| 22 | 761 | Draven Routson | Gold Cup | — 26T | 9.000 5T | 11.000 1 | 8.100 25T | 8.000 11T | 6.700 18 | 42.800 22 |
| 23 | 792 | Owen Costlow | Xtreme Scottsdale | 8.400 16T | 8.100 10 | 8.000 25T | 8.500 11T | 7.500 17T | 0.000 27T | 40.500 23 |
| 24 | 753 | Jacen Rabesa | Excel | 5.100 25 | 5.600 27 | 8.500 22 | 8.100 26T | 7.100 21 | 6.000 20 | 40.400 24 |
| 25 | 755 | Devin Meyer | Frontier | 0.000 27T | 5.000 28 | 9.200 10T | 8.300 17T | 9.400 3 | 7.900 8 | 39.800 25 |

Jr. Rocky Mountain Open 2019

Meet Results

Jan 11-13, 2019

Men / 71 / 12+
Session: 1

| Rank | Num | Name | Gym |  |  |  |  |  |  | AA |
|------|-----|----------------|-------|---|---|--|---|---|---|--------------|
| 26 | 771 | Aaron Kucinski | IGTC | 6.200 24 | 8.200 9 | 7.900 27 | 8.000 29T | 5.600 27 | —. 28T | 35.900 26 |
| 27 | 752 | Max David | Excel | 0.000 28T | 8.400 7 | 9.200 11T | 8.600 7T | 6.300 25 | 3.100 25 | 35.600 27 |
| 28 | 767 | Jamie McCabe | GU | 0.000 29T | 7.400 19T | 8.800 17 | 8.200 21T | 4.800 28 | 2.300 26 | 31.500 28 |
| 29 | 715 | Mason Martinez | 5280 | 9.200 9T | 0.000 29 | 8.000 26T | 8.600 8T | 0.000 29 | 0.000 29T | 25.800 29 |

Jr. Rocky Mountain Open 2019







Meet Results

Jan 11-13, 2019

Page: 1
Printed: 1/12/2019 5:02:04 PM

Men / 72 / 12+
Session: 1

Judge's Signatures

| Rank | Num | Name | Gym |  |  |  |  |  |  | AA |
|------|-----|----------------|----------|---|---|--|---|---|---|---------------------------|
| 1 | 736 | Hunter Kennedy | Cahoy's | 7.200 3 | 6.800 3 | 8.400 2T | 7.900 5 | 7.500 1 | 6.400 1T | 44.200 1 |
| 2 | 786 | Thomas Rogers | Mountain | 6.200 5 | 6.100 5 | 8.400 3T | 8.200 2 | 5.800 4 | 6.400 2T | 41.100 2 |
| 3 | 738 | Elijah Maas | Cahoy's | 7.500 2 | 6.400 4 | 9.000 1 | 8.100 3T | 6.700 2 | 3.100 3 | 40.800 3 |
| 4 | 785 | Andrew Leaming | Mountain | 8.000 1 | 7.200 1 | 8.400 4T | 8.500 1 | 6.000 3 | —.— 4T | 38.100 4 |
| 5 | 784 | Austin Evans | Mountain | 6.400 4 | 6.900 2 | 7.800 5 | 8.100 4T | 4.800 5 | —.— 5T | 34.000 5 |

Jr. Rocky Mountain Open 2019







Meet Results

Men / 8 / 11-12

Jan 11-13, 2019

Session: 1

Judge's Signatures







| Rank | Num | Name | Gym |  |  |  |  |  |  | AA |
|------|-----|---------------------|-------------------|---|---|--|---|---|---|--------------------|
| 1 | 757 | Nartey Brady | Gold Cup | 13.000 1 | 13.400 1 | 12.600 1 | 12.400 1T | 12.700 2T | 11.000 12 | 75.100 1 |
| 2 | 720 | Joel Pieroni | 5280 | 12.300 7 | 12.500 4 | 11.600 6 | 11.500 9T | 13.100 1 | 12.800 1 | 73.800 2 |
| 3 | 725 | Wyatt Nagel | AirTime | 12.900 2 | 12.400 5T | 10.000 23 | 11.700 6 | 12.700 3T | 12.400 2 | 72.100 3 |
| 4 | 774 | Tzar Lyons | IGTC | 12.600 5 | 12.900 2 | 11.800 4 | 10.400 21T | 11.400 9T | 11.600 5 | 70.700 4 |
| 5 | 712 | Rhyson Johnston | 5280 | 12.400 6 | 10.800 18T | 11.200 12T | 12.400 2T | 12.000 6 | 11.700 4 | 70.500 5 |
| 6 | 730 | Dylan Briones | Aspire | 12.700 3T | 11.500 12T | 11.200 13T | 11.000 13T | 12.500 4 | 11.400 8T | 70.300 6 |
| 7 | 726 | Ashton Nelson | AirTime | 12.200 8 | 11.500 13T | 10.900 20T | 12.200 3 | 11.400 10T | 11.500 6T | 69.700 7 |
| 8 | 716 | Brecken Moran | 5280 | 11.500 15T | 10.800 19T | 12.200 2 | 11.600 7T | 12.300 5 | 11.100 10T | 69.500 8 |
| 9 | 732 | Talon Heafey | Aspire | 11.700 13T | 12.400 6T | 11.900 3 | 10.400 22T | 11.100 12 | 10.400 16 | 67.900 9 |
| 10T | 797 | Ashton Tomes | Xtreme Scottsdale | 11.000 22 | 12.300 7 | 11.300 11 | 11.500 10T | 9.700 21T | 11.500 7T | 67.300 10T |
| 11T | 773 | Parker Lupher | IGTC | 11.700 14T | 12.100 9 | 11.000 17T | 10.900 15T | 10.800 15 | 10.800 14 | 67.300 11T |
| 12 | 737 | Tommy Lampert | Cahoy's | 11.200 19T | 12.700 3 | 11.500 7T | 11.600 8T | 10.900 13T | 9.200 22T | 67.100 12 |
| 13 | 707 | Carson Christiansen | 5280 | 11.900 10T | 10.400 20T | 11.100 14T | 10.400 23T | 11.500 7T | 10.900 13 | 66.200 13 |
| 14 | 765 | Rokko Park | Golden State | 11.500 16T | 10.400 21T | 11.400 9T | 10.900 16T | 10.900 14T | 10.700 15 | 65.800 14 |
| 15 | 772 | Jackson Lambert | IGTC | 11.500 17T | 10.900 16T | 11.400 10T | 12.000 4 | 8.600 26 | 11.100 11T | 65.500 15 |
| 16T | 788 | Liam McGlynn | NSG | 12.700 4T | 11.700 10 | 11.100 15* | 10.500 18T | 9.200 23 | 8.600 25 | 63.800 16T |
| 17T | 735 | Jackson Deeney | Cahoy's | 9.900 23 | 11.600 11 | 11.100 16* | 10.300 24 | 11.200 11 | 9.700 19 | 63.800 17T |
| 18 | 728 | Eli Whiting | AirTime | 11.200 20T | 11.300 14 | 10.200 22 | 10.600 17 | 10.300 19 | 9.100 24 | 62.700 18 |
| 19 | 799 | Joshua Wistort | Xtreme Scottsdale | 11.800 12 | 9.500 22 | 9.700 24 | 10.500 19T | 10.700 16T | 9.500 20 | 61.700 19 |
| 20 | 764 | Zachary Landrum | Golden State | 11.300 18 | 3.100 26 | 10.900 21T | 10.500 20T | 10.500 18 | 11.400 9T | 57.700 20 |
| 21 | 751 | Ellis Malone | Emerald City | 12.000 9 | 6.300 25 | 9.600 25 | 11.300 11T | 9.000 24 | 9.400 21 | 57.600 21 |
| 22 | 745 | Marcos Looper | Eagle Ridge | 11.200 21T | 8.300 23 | 9.100 26 | 11.000 14T | 8.700 25 | 9.200 23T | 57.500 22 |
| 23 | 789 | Colin Werremeyer | NSGA | 11.900 11T | 10.900 17T | 11.000 18T | 11.900 5 | 10.200 20 | 0.000 26T | 55.900 23 |
| 24 | 777 | Keegan Sanders | IGTC | 0.000 24T | 11.000 15 | 11.500 8T | 10.200 25 | 9.700 22T | 10.100 17 | 52.500 24 |
| 25 | 796 | Chase Sorosky | Xtreme Scottsdale | _____ 25T | 6.400 24 | 11.000 19T | 11.300 12T | 10.700 17T | 10.000 18 | 49.400 25 |

Jr. Rocky Mountain Open 2019

Meet Results

Jan 11-13, 2019

Men / 8 / 11-12
Session: 1

| Rank | Num | Name | Gym |  |  |  |  |  |  | AA |
|------|-----|----------------|----------|---|---|--|---|---|---|--------------|
| 26 | 713 | Sean Kartchner | 5280 | 0.000 26T | 12.200 8 | 11.700 5 | 0.000 26T | 11.500 8T | 11.800 3 | 47.200 26 |
| 27 | 742 | Owen Kos | Deltchev | —. 27T | 0.000 27 | —. 27 | 0.000 27T | —. 27 | 0.000 27T | 0.000 27 |

Jr. Rocky Mountain Open 2019







Meet Results

Men / 8 / 13-14

Session: 1

Jan 11-13, 2019

Judge's Signatures

| Rank | Num | Name | Gym |  |  |  |  |  |  | AA |
|------|-----|------------------|-------------------|---|---|--|---|---|---|---------------------------|
| 1 | 729 | Jayden Johnson | Arizona Olympians | 12.100 3T | 11.900 2 | 11.300 5 | 11.500 1T | 12.300 1 | 11.300 2T | 70.400 1 |
| 2 | 741 | Adam Auerbach | Deltchev | 12.100 4T | 12.000 1 | 11.700 2 | 11.100 6 | 12.100 2 | 10.800 4 | 69.800 2 |
| 3 | 748 | Elijah Villa | Eagle Ridge | 10.800 12T | 11.800 3T | 11.500 3 | 10.500 14T | 11.300 3T | 11.700 1 | 67.600 3 |
| 4 | 706 | Eric Vuolo | 20 Mile | 11.700 8 | 10.900 6 | 12.300 1 | 10.600 13 | 10.200 11 | 10.000 6T | 65.700 4 |
| 5 | 708 | Kealan Cornell | 5280 | 10.500 15T | 11.800 4T | 11.100 6 | 11.500 2T | 10.900 6 | 8.500 16T | 64.300 5 |
| 6 | 743 | Christian Abeyta | Eagle Ridge | 12.100 5T | 11.000 5 | 10.800 10T | 9.400 18 | 11.000 5 | 9.500 9 | 63.800 6 |
| 7 | 798 | Nicholas Troxell | Xtreme Scottsdale | 11.600 9 | 10.400 7T | 10.500 12T | 11.500 3T | 10.500 9 | 9.000 12T | 63.500 7 |
| 8T | 794 | Aiden Moore | Xtreme Scottsdale | 11.800 7 | 8.700 11T | 11.400 4 | 11.200 4T | 10.700 8 | 9.000 13T | 62.800 8T |
| 9T | 734 | Tristan Campbell | Boulder Flyers | 10.400 17 | 9.900 9 | 10.900 7T | 10.500 15T | 9.800 13 | 11.300 3T | 62.800 9T |
| 10T | 770 | Samuel Johnson | IGTC | 11.900 6 | 7.400 14 | 10.900 8T | 10.800 9T | 10.800 7 | 10.000 7T | 61.800 10T |
| 11T | 780 | Matthew Logston | MCGA | 11.400 10T | 9.600 10 | 10.500 13T | 10.700 11T | 9.900 12 | 9.700 8 | 61.800 11T |
| 12 | 769 | Kyle Criger | IGTC | 12.200 1T | 8.700 12T | 10.400 14T | 11.000 7 | 10.400 10 | 8.700 15 | 61.400 12 |
| 13 | 747 | Rigsby Taylor | Eagle Ridge | 10.600 14 | 10.400 8T | 9.700 18T | 10.200 17 | 8.100 18 | 8.800 14 | 57.800 13 |
| 14 | 779 | Ethan Hotelling | MCGA | 10.500 16T | 6.000 17T | 10.400 15T | 10.900 8 | 9.500 15 | 8.500 17T | 55.800 14 |
| 15 | 749 | Jackson Bodily | Elite | 10.000 18 | 6.600 15 | 9.500 20 | 10.700 12T | 8.000 19 | 10.200 5 | 55.000 15 |
| 16 | 750 | Tylor Ingram | Elite | 9.700 19 | 6.300 16 | 10.300 16T | 10.500 16T | 7.400 20 | 8.400 18 | 52.600 16 |
| 17 | 733 | Mitchel Budoff | Boulder Flyers | 12.200 2T | 8.700 13T | 9.700 19T | 1.000 19 | 9.700 14 | 9.200 11 | 50.500 17 |
| 18 | 731 | Noah Campbell | Aspire | 10.800 13T | 6.000 18T | 10.900 9T | 11.200 5T | 8.600 17 | 0.000 19T | 47.500 18 |
| 19 | 739 | Zayden Young | Cruces | 11.400 11T | 0.000 19T | 10.800 11T | 10.800 10T | 8.900 16 | 0.000 20T | 41.900 19 |
| 20 | 766 | Harper Beck | GU | 0.000 20T | 0.000 20T | 10.300 17T | 0.000 20T | 7.020 21 | 9.300 10 | 26.620 20 |
| 21 | 702 | Collin Costigan | 20 Mile | — 21T | 0.000 21T | — 21 | — 21T | 11.300 4T | — 21T | 11.300 21 |

Jr. Rocky Mountain Open 2019







Meet Results

Men / J1 / 11-14

Jan 11-13, 2019

Session: 2

Judge's Signatures

| Rank | Num | Name | Gym |  |  |  |  |  |  | AA |
|------|-----|----------------------|-------------------|---|---|--|---|---|---|--------------------|
| 1 | 903 | Jake Abelson | USA Flairs | 11.400 4T | 10.700 2 | 11.400 2 | 10.700 7T | 11.400 4T | 10.200 5T | 65.800 1 |
| 2 | 831 | Oscar Salazar | Arizona Olympians | 11.200 7T | 10.300 3T | 11.300 3 | 10.600 9T | 11.500 1T | 9.300 17T | 64.200 2 |
| 3 | 832 | Aidan Sutton | Arizona Olympians | 10.800 14T | 9.900 8T | 11.600 1 | 10.800 6 | 11.300 7T | 9.600 13T | 64.000 3 |
| 4 | 847 | Benjamin Grunenwald | CTC | 11.200 8T | 9.800 10 | 10.400 13T | 11.300 1T | 9.800 21 | 11.400 1 | 63.900 4 |
| 5 | 869 | Cooper Dammann | Golden State | 11.400 5T | 10.100 7 | 10.500 12 | 10.900 4T | 11.500 2T | 9.300 18T | 63.700 5 |
| 6 | 871 | Kelvin Tokarev | Golden State | 11.300 6 | 10.200 5T | 10.400 14T | 11.300 2T | 10.700 12T | 9.600 14T | 63.500 6 |
| 7 | 889 | Beau Merz | NSGA | 11.900 1 | 9.000 14T | 11.000 5 | 10.600 10T | 11.000 9 | 9.700 11T | 63.200 7 |
| 8 | 806 | Aidan Phillips | 20 Mile | 11.200 9T | 9.900 9T | 10.600 10T | 10.500 12T | 11.400 5T | 9.400 16 | 63.000 8 |
| 9 | 807 | Jonathan Silkin | 20 Mile | 10.800 15T | 10.200 6T | 10.100 16 | 10.600 11T | 11.400 6T | 9.800 9T | 62.900 9 |
| 10 | 848 | Michael Nestor | CTC | 11.500 2T | 10.300 4T | 10.600 11T | 10.500 13T | 10.500 16T | 9.100 19 | 62.500 10 |
| 11 | 854 | Andrew Hartegan | Emerald City | 10.800 16T | 8.300 16 | 10.900 6 | 10.900 5T | 11.500 3T | 9.700 12T | 62.100 11 |
| 12 | 915 | Nicholas Robison | USA Flairs | 10.600 19T | 9.600 11T | 10.700 8T | 10.500 14T | 10.100 18T | 10.000 7T | 61.500 12 |
| 13 | 910 | Hudson Kerby | USA Flairs | 11.200 10T | 8.100 18T | 11.100 4 | 10.200 21 | 10.100 19T | 10.200 6T | 60.900 13 |
| 14T | 870 | Noah Gamzon-Draughon | Golden State | 11.100 12 | 9.600 12T | 9.900 18 | 10.700 8T | 10.600 14T | 8.700 21 | 60.600 14T |
| 15T | 891 | Brandon Anderson | Pinnacle | 10.800 17T | 11.000 1 | 9.200 21 | 10.400 16T | 9.200 22 | 10.000 8T | 60.600 15T |
| 16 | 909 | Kory Kauffmann | USA Flairs | 11.000 13 | 8.200 17 | 10.700 9T | 10.300 19T | 10.700 13T | 9.600 15T | 60.500 16 |
| 17 | 893 | Lukas Miller | Pinnacle | 10.600 20T | 9.000 15T | 9.800 19 | 10.500 15T | 10.100 20T | 10.400 2 | 60.400 17 |
| 18 | 912 | Zander Nolte | USA Flairs | 11.500 3T | 9.100 13 | 10.000 17 | 10.300 20T | 10.600 15T | 8.600 22 | 60.100 18 |
| 19 | 916 | Deaglan Salado | USA Flairs | 10.800 18T | 8.000 20 | 10.800 7 | 10.400 17T | 10.900 10T | 9.000 20 | 59.900 19 |
| 20 | 904 | Ian Casey | USA Flairs | 11.200 11T | 6.000 22 | 10.300 15 | 11.300 3T | 10.900 11T | 9.800 10T | 59.500 20 |
| 21 | 911 | Jacob Mayer | USA Flairs | 10.500 21 | 6.800 21 | 8.800 22 | 10.400 18T | 11.300 8T | 10.300 3T | 58.100 21 |
| 22 | 892 | Treyce Cowden | Pinnacle | 8.700 22 | 8.100 19T | 9.400 20 | 9.700 22 | 10.500 17T | 10.300 4T | 56.700 22 |

Jr. Rocky Mountain Open 2019






Meet Results

Men / J1 / 15-19

Jan 11-13, 2019

Session: 2

Judge's Signatures

| Rank | Num | Name | Gym |  |  |  |  |  |  | AA |
|------|-----|------------------------|-------------------|---|---|--|---|---|---|---------------------------|
| 1 | 918 | Samuel Brende | Xtreme | 11.200 11T | 10.700 1T | 11.500 1 | 12.800 2 | 11.800 3T | 10.100 6 | 68.100 1 |
| 2 | 922 | Ethan Hein | Xtreme | 12.000 1T | 10.400 5T | 11.200 3T | 13.000 1 | 11.800 4T | 8.300 19 | 66.700 2 |
| 3 | 923 | Logan Hsia | Xtreme | 11.600 4T | 10.700 2T | 10.900 9 | 11.300 8 | 12.000 1T | 9.900 7T | 66.400 3 |
| 4 | 842 | Zach Vanzura | Boulder Flyers | 11.600 5T | 9.900 12T | 11.100 6 | 12.200 3 | 11.500 6 | 9.800 9T | 66.100 4 |
| 5T | 872 | David Workman | Golden State | 12.000 2T | 10.400 6T | 10.500 15T | 11.100 9T | 12.000 2T | 9.800 10T | 65.800 5T |
| 6T | 867 | Michael Aguirre | Golden State | 11.500 6T | 10.500 4 | 10.700 11T | 11.600 6 | 11.100 9T | 10.400 2 | 65.800 6T |
| 7 | 920 | Caleb Demarest | Xtreme | 11.500 7T | 10.200 8T | 11.000 7T | 11.100 10T | 11.300 7T | 10.200 4T | 65.300 7 |
| 8 | 828 | Keegan Donovan-Schager | Arizona Olympians | 11.100 13T | 10.600 3 | 11.400 2 | 10.700 16 | 10.900 13 | 9.800 11T | 64.500 8 |
| 9 | 805 | Blake Petrick | 20 Mile | 11.500 8T | 9.700 14T | 10.700 12T | 11.800 5 | 9.900 21T | 10.300 3 | 63.900 9 |
| 10 | 905 | Derek Eudey | USA Flairs | 11.800 3 | 10.200 9T | 10.500 16T | 10.600 17 | 10.200 20 | 10.500 1 | 63.800 10 |
| 11 | 802 | Daniel Grammer | 20 Mile | 11.100 14T | 10.300 7 | 10.600 14 | 10.800 14T | 11.000 11T | 9.900 8T | 63.700 11 |
| 12 | 924 | David McGovern | Xtreme | 11.300 10 | 9.300 19 | 11.200 4T | 11.100 11T | 11.700 5 | 8.800 18 | 63.400 12 |
| 13 | 839 | Reece Livingstone | Boulder Flyers | 10.600 22 | 10.000 10T | 11.000 8T | 11.900 4 | 10.500 16T | 9.200 16T | 63.200 13 |
| 14 | 906 | Andrew German | USA Flairs | 11.200 12T | 9.400 18 | 11.200 5T | 10.500 18T | 10.300 19 | 9.400 14 | 62.000 14 |
| 15 | 882 | Josh Birlingmair | Mountain | 10.700 21 | 8.700 22 | 10.100 19T | 11.500 7 | 11.300 8T | 9.600 12 | 61.900 15 |
| 16 | 890 | Haden Paravecino | NSGA | 10.400 23 | 9.700 15T | 10.100 20T | 10.500 19T | 10.700 14 | 10.200 5T | 61.600 16 |
| 17 | 895 | Kian Smith | Pinnacle | 10.800 19T | 10.000 11T | 9.600 24 | 10.800 15T | 10.500 17T | 9.500 13 | 61.200 17 |
| 18 | 908 | Tyler Hoffmann | USA Flairs | 10.900 17T | 9.900 13T | 9.900 21 | 10.100 24 | 11.100 10T | 9.200 17T | 61.100 18 |
| 19 | 801 | Caleb Costigan | 20 Mile | 11.400 9 | 9.500 17 | 9.800 22 | 10.400 21T | 11.000 12T | 8.200 20T | 60.300 19 |
| 20T | 919 | Nate Conway | Xtreme | 11.000 15T | 9.000 21 | 10.700 13T | 10.400 22T | 10.600 15 | 8.200 21* | 59.900 20T |
| 21T | 840 | Noah Parker | Boulder Flyers | 10.800 20T | 9.700 16T | 10.300 18 | 10.500 20T | 10.400 18 | 8.200 22* | 59.900 21T |
| 22 | 804 | Davyd McCrea | 20 Mile | 10.300 24 | 9.100 20 | 10.800 10 | 10.400 23T | 8.700 23 | 7.300 23 | 56.600 22 |
| 23 | 845 | Hunter Belcher | Cruces | 11.000 16T | 0.000 23T | 9.700 23 | 11.000 12T | 9.900 22T | 9.300 15 | 50.900 23 |
| 24 | 846 | Kellen Stolp | Cruces | 10.900 18T | 0.000 24T | 10.500 17T | 11.000 13T | _____ 24 | 0.000 24 | 32.400 24 |

Jr. Rocky Mountain Open 2019







Meet Results

Men / J2 / 11-14

Session: 2

Jan 11-13, 2019

Judge's Signatures

| Rank | Num | Name | Gym |  |  |  |  |  |  | AA |
|------|-----|---------------------------|------------|---|---|--|---|---|---|--------------------|
| 1 | 900 | James Brown | Timberline | 9.700 3T | 8.300 9T | 9.800 1 | 10.500 4T | 10.100 1 | 9.500 4T | 57.900 1 |
| 2 | 879 | Jakob Sandow | Kinetic | 9.700 4T | 8.800 4T | 9.400 2 | 10.400 8T | 9.600 6T | 9.900 1 | 57.800 2 |
| 3 | 849 | Sean Gibbons | Dardano's | 10.000 1 | 8.800 5T | 9.100 4 | 10.600 3 | 9.600 7T | 9.000 10 | 57.100 3 |
| 4 | 880 | Samuel Wright | Kinetic | 9.200 11T | 9.200 1 | 9.000 5T | 10.700 2 | 9.500 8T | 9.200 7T | 56.800 4 |
| 5 | 865 | Jamie Milton | Golden | 9.300 10 | 8.400 7T | 9.200 3 | 10.300 10T | 9.800 3T | 9.600 2T | 56.600 5 |
| 6 | 876 | Jacob Pepe | Kinetic | 8.700 18 | 8.900 2T | 8.600 12T | 10.500 5T | 9.700 5 | 9.600 3T | 56.000 6 |
| 7 | 927 | Clark Warrenner | Xtreme | 9.800 2 | 8.300 10T | 8.700 11 | 10.400 9T | 9.900 2 | 8.600 14 | 55.700 7 |
| 8 | 873 | Ethan Claros | Kinetic | 9.400 8T | 8.900 3T | 8.800 9T | 10.500 6T | 9.300 12T | 8.500 15 | 55.400 8 |
| 9 | 877 | Michael Pepe | Kinetic | 9.600 5T | 8.300 11T | 8.800 10T | 10.300 11T | 9.300 13T | 8.700 12T | 55.000 9 |
| 10 | 902 | Luke Haugestuen | Timberline | 9.100 13T | 8.000 13T | 9.000 6T | 10.000 15T | 9.400 10T | 9.200 8T | 54.700 10 |
| 11T | 874 | Marcellus Eckwood | Kinetic | 9.100 14T | 7.200 19 | 8.500 14 | 10.500 7T | 9.800 4T | 9.500 5T | 54.600 11T |
| 12T | 820 | Logan DuPont | Active | 9.000 15 | 8.400 8T | 8.100 17 | 10.200 14* | 9.500 9T | 9.400 6 | 54.600 12T |
| 13T | 825 | Logan Williams | Active | 9.200 12T | 8.600 6 | 8.200 16 | 10.200 13* | 9.300 14T | 9.100 9 | 54.600 13T |
| 14 | 921 | Emiliano Gonzales-Serrano | Xtreme | 9.600 6T | 7.700 18 | 8.600 13T | 10.000 16T | 9.100 16T | 8.700 13T | 53.700 14 |
| 15 | 875 | Garin Harling | Kinetic | 9.500 7 | 7.900 15T | 8.900 8 | 10.300 12T | 9.100 17T | 7.500 20 | 53.200 15 |
| 16T | 851 | Harry Lin | Dardano's | 9.400 9T | 7.900 16T | 8.000 18T | 10.900 1 | 9.200 15 | 7.600 19 | 53.000 16T |
| 17T | 809 | Kaleb Unfred | 20 Mile | 8.900 16 | 8.000 14T | 9.000 7T | 9.900 17 | 9.400 11T | 7.800 18 | 53.000 17T |
| 18 | 823 | Carter Pederson | Active | 8.400 19 | 7.800 17 | 8.300 15 | 1.000 18T | 9.100 18T | 8.300 16 | 42.900 18 |
| 19 | 821 | Douglas Lockard | Active | 8.200 20 | 8.300 12T | 8.000 19T | 1.000 19T | 9.100 19T | 7.900 17 | 42.500 19 |
| 20 | 928 | Ty Wilson | Active | 8.800 17 | 6.800 20 | 8.000 20T | 1.000 20T | 9.000 20 | 8.800 11 | 42.400 20 |

Jr. Rocky Mountain Open 2019

Meet Results







Jan 11-13, 2019

Page: 1
Printed: 1/12/2019 5:07:28 PM

Men / J2 / 15-19

Session: 2

Judge's Signatures

| Rank | Num | Name | Gym |  |  |  |  |  |  | AA |
|------|-----|----------------|------------|---|---|--|---|---|---|--------------------|
| 1 | 901 | Brandon Fidler | Timberline | 10.100 1 | 8.900 1 | 9.400 1 | 10.800 1 | 10.000 1T | 9.900 1 | 59.100 1 |
| 2 | 856 | Mitch Kucera | Excel | 9.000 3 | 8.700 2 | 9.300 2 | 9.000 3 | 10.000 2T | 9.500 2 | 55.500 2 |
| 3 | 925 | Trevor O'Dowd | Xtreme | 9.700 2 | 8.000 3 | 8.300 3 | 10.600 2 | 9.500 3 | 0.000 3 | 46.100 3 |

Jr. Rocky Mountain Open 2019







Meet Results

Men / 9 / 13-14

Session: 2

Jan 11-13, 2019

Judge's Signatures







| Rank | Num | Name | Gym |  |  |  |  |  |  | AA |
|------|-----|---------------------|--------------|---|---|--|---|---|---|--------------------|
| 1 | 853 | Will Young | Eagle Ridge | 13.900 1 | 11.300 3T | 13.100 1 | 13.500 1 | 12.300 2 | 10.800 8T | 74.900 1 |
| 2 | 810 | Jayson Flack | 5280 | 12.200 12T | 12.100 2 | 12.200 9T | 13.200 2 | 12.400 1 | 10.700 10T | 72.800 2 |
| 3 | 818 | Gavin Zborowski | 5280 | 11.800 20T | 12.400 1 | 12.100 11 | 10.400 38T | 12.000 5 | 12.000 1 | 70.700 3 |
| 4 | 816 | Kellan Stodden | 5280 | 12.700 5 | 10.900 7 | 12.600 3T | 11.600 10T | 12.100 3T | 10.200 22T | 70.100 4 |
| 5 | 811 | Kaleb Hartley | 5280 | 12.300 9T | 11.100 5T | 12.300 7T | 11.400 17T | 11.400 14T | 11.200 3T | 69.700 5 |
| 6 | 855 | Chase Mond | Emerald City | 12.900 3T | 10.700 8 | 11.400 18T | 11.900 6 | 11.600 12T | 10.800 9T | 69.300 6 |
| 7 | 836 | Adrian Rodriguez | Aspire | 12.900 4T | 9.600 24T | 11.500 17 | 12.800 3 | 10.900 22 | 11.300 2 | 69.000 7 |
| 8T | 813 | Christian Kartchner | 5280 | 12.400 7T | 11.100 6T | 12.800 2 | 11.100 22T | 10.800 23T | 10.500 13T | 68.700 8T |
| 9T | 815 | Jesse Redfoot | 5280 | 12.300 10T | 10.100 15T | 12.400 5T | 11.500 12T | 11.200 19 | 11.200 4T | 68.700 9T |
| 10 | 814 | Nathan Maddox | 5280 | 12.100 14 | 10.200 14 | 12.300 8T | 10.900 26T | 11.100 20T | 11.100 5T | 67.700 10 |
| 11 | 817 | Trent Stodden | 5280 | 13.300 2 | 7.100 44 | 12.600 4T | 12.300 4 | 11.900 6T | 9.800 26T | 67.000 11 |
| 12 | 863 | Christopher Moran | Gold Cup | 11.300 33T | 11.300 4T | 12.000 12T | 10.600 34 | 12.100 4T | 9.400 29T | 66.700 12 |
| 13 | 899 | Austin Chapman | Rogue | 12.000 15T | 8.900 30 | 11.000 24T | 11.800 7T | 11.600 13T | 10.400 19T | 65.700 13 |
| 14T | 878 | Michael Ruckmich | Kinetic | 12.300 11T | 9.700 22T | 10.500 37T | 11.100 23T | 10.600 25 | 11.000 7 | 65.200 14T |
| 15T | 819 | Brandon Zepeda-Orth | 5280 | 11.800 21T | 10.600 9 | 11.900 14T | 11.500 13T | 9.000 43T | 10.400 20T | 65.200 15T |
| 16T | 857 | Sebo Emmons | Frontier | 11.500 27T | 9.900 19T | 11.100 23 | 10.800 30T | 11.400 15T | 10.500 14T | 65.200 16T |
| 17 | 835 | Simon Lipp | Aspire | 11.900 18T | 9.500 26T | 12.000 13T | 10.400 39T | 11.900 7T | 9.400 30T | 65.100 17 |
| 18 | 852 | Luke Wood | Eagle Ridge | 11.000 37 | 9.500 27T | 12.200 10T | 11.600 11T | 10.200 32T | 10.500 15T | 65.000 18 |
| 19 | 888 | Henry Meisel | NSGA | 10.700 39 | 10.100 16T | 10.500 38T | 11.500 14T | 11.400 16T | 10.700 11T | 64.900 19 |
| 20 | 913 | Adison Norton | USA Flairs | 12.200 13T | 10.300 13 | 12.400 6T | 10.400 40T | 9.900 35T | 9.200 32T | 64.400 20 |
| 21T | 859 | Landon Miller | Frontier | 11.900 19T | 9.700 23T | 10.700 30T | 10.500 35T | 11.300 18 | 10.200 23T | 64.300 21T |
| 22T | 808 | Peter Smith | 20 Mile | 11.800 22T | 10.000 17T | 11.300 22 | 11.500 15T | 9.200 41 | 10.500 16T | 64.300 22T |
| 23T | 800 | Alek Bonsett | 20 Mile | 10.600 40T | 8.700 32T | 11.900 15T | 11.700 9 | 11.400 17T | 9.800 27T | 64.100 23T |
| 24T | 866 | Paul Acker | Golden State | 11.500 28T | 8.800 31 | 10.900 27T | 10.300 42T | 11.900 8T | 10.700 12T | 64.100 24T |
| 25T | 803 | Logan Henderson | 20 Mile | 10.400 42T | 10.400 11T | 10.500 39T | 11.800 8T | 10.500 26T | 10.500 17T | 64.100 25T |

Jr. Rocky Mountain Open 2019

Meet Results

Men / 9 / 13-14
Session: 2

Jan 11-13, 2019

| Rank | Num | Name | Gym |  |  |  |  |  |  | AA |
|------|-----|--------------------|----------------|---|---|--|---|---|---|---------------|
| 26 | 897 | Chase Maher | RCGA | 11.400 31T | 9.900 20T | 10.600 34T | 11.000 25 | 10.400 29 | 10.400 21T | 63.700 26 |
| 27 | 862 | Dylan Mamawal | Gold Cup | 12.500 6 | 9.300 29 | 11.600 16 | 10.000 45T | 9.700 38T | 9.900 24T | 63.000 27 |
| 28 | 834 | Isaac Erickson | Aspire | 11.700 23T | 8.300 38T | 10.900 28T | 11.100 24T | 10.800 24T | 9.500 28 | 62.300 28 |
| 29 | 860 | Felipe Gonzalez | Gold Cup | 11.400 32T | 8.700 33T | 10.200 42T | 10.900 27T | 11.100 21T | 9.200 33T | 61.500 29 |
| 30T | 833 | Max Betts | Aspire | 11.700 24T | 8.300 39T | 9.800 46 | 11.200 20T | 10.200 33T | 9.900 25T | 61.100 30T |
| 31T | 868 | Dylan Cho | Golden State | 10.200 44 | 10.000 18T | 10.200 43T | 11.400 18T | 8.800 46 | 10.500 18T | 61.100 31T |
| 32T | 844 | Jacob Wagner | Cahoy's | 10.600 41T | 10.400 12T | 10.700 31T | 10.500 36T | 9.700 39T | 9.200 34T | 61.100 32T |
| 33 | 843 | Alec Rhoades | Cahoy's | 11.500 29T | 10.500 10 | 10.500 40T | 10.300 43T | 9.000 44T | 8.700 39 | 60.500 33 |
| 34 | 885 | Quentin Russell | NSG | 11.200 35 | 8.500 35T | 11.400 19T | 10.800 31T | 9.300 40 | 9.000 35T | 60.200 34 |
| 35 | 858 | Kaiden Lemmons | Frontier | 10.400 43T | 7.900 42 | 10.600 35T | 10.800 32T | 10.300 30T | 8.900 37T | 58.900 35 |
| 36 | 898 | Henry Wasson | RCGA | 12.000 16T | 6.000 46 | 10.000 45 | 11.400 19T | 9.800 37 | 8.100 40 | 57.300 36 |
| 37 | 850 | Gage Koehler | Dardano's | 10.800 38 | 8.000 41 | 10.400 41 | 10.000 46T | 8.600 48 | 9.400 31T | 57.200 37 |
| 38 | 841 | Mason Smeester | Boulder Flyers | 12.000 17T | 7.300 43 | 10.700 32T | 11.500 16T | 8.700 47 | 6.900 42 | 57.100 38 |
| 39 | 884 | Collier Hestermann | NSG | 11.300 34T | 8.200 40 | 10.100 44 | 10.700 33 | 9.900 36T | 6.700 43 | 56.900 39 |
| 40 | 861 | Braden Gravelle | Gold Cup | ___ 46T | 9.900 21T | 11.400 20T | 12.000 5 | 11.900 9T | 11.100 6T | 56.300 40 |
| 41 | 837 | Jake Schwartz | Aspire | 11.100 36 | 9.400 28 | 11.400 21T | 10.900 28T | 10.500 27T | 0.000 44T | 53.300 41 |
| 42 | 864 | Korbin Moyer | Gold Cup | 12.400 8T | 8.700 34T | ___ 47T | 10.500 37T | 11.800 10 | 7.900 41 | 51.300 42 |
| 43 | 827 | Skye Schouten | AirTime | 11.600 26 | 0.000 47T | 10.700 33T | 10.400 41T | 9.100 42 | 9.000 36T | 50.800 43 |
| 44 | 883 | Colin Gormley | NSG | 9.400 45 | 9.600 25T | 10.600 36T | 10.300 44T | 10.300 31T | 0.000 45T | 50.200 44 |
| 45 | 886 | Mac Harmer | NSGA | 11.700 25T | 8.500 36T | 10.900 29T | 0.000 47T | 9.000 45T | 0.000 46T | 40.100 45 |
| 46T | 887 | Rylan Hunt | NSGA | ___ 48* | 6.700 45 | 11.000 26* | 11.200 21T | 10.000 34 | 0.000 47T | 38.900 46T |
| 47T | 896 | Canyon King | RCGA | ___ 47* | 8.500 37T | 11.000 25* | 0.000 48T | 10.500 28T | 8.900 38T | 38.900 47T |
| 48 | 826 | Liam Nelson | AirTime | 11.500 30T | 0.000 48T | 0.000 48T | 10.900 29T | 11.700 11 | ___ 48T | 34.100 48 |

Jr. Rocky Mountain Open 2019

Meet Results







Jan 11-13, 2019

Page: 1
Printed: 1/12/2019 5:04:53 PM

Men / 9 / 15-16

Session: 2

Judge's Signatures

| Rank | Num | Name | Gym |  |  |  |  |  |  | AA |
|------|-----|---------------|-------------------|---|---|--|---|---|---|--------------------|
| 1 | 822 | Reese Paulson | Active | 12.400 1 | 10.700 1 | 10.800 2 | 11.100 4 | 7.900 4 | 11.000 2 | 63.900 1 |
| 2 | 914 | Gustavo Rios | USA Flairs | 11.500 2 | 8.000 2 | 11.100 1 | 11.600 1 | 10.000 3 | 10.500 3 | 62.700 2 |
| 3 | 838 | Braeden Weems | Aspire | 11.000 3 | 7.100 3 | 10.500 3 | 11.200 3 | 10.800 1 | 11.200 1 | 61.800 3 |
| 4 | 907 | Jack Hibbs | USA Flairs | 10.000 4 | 6.000 4 | 10.300 4 | 11.300 2 | 10.100 2 | 10.100 4 | 57.800 4 |
| 5 | 829 | Cole Jones | Arizona Olympians | —. 5 | 0.000 5 | —. 5 | —. 5 | —. 5 | —. 5 | 0.000 5 |

Jr. Rocky Mountain Open 2019







Meet Results

Jan 11-13, 2019

Page: 1
Printed: 1/12/2019 5:08:57 PM

Men / 41 / 6 yrs
Session: 3

Judge's Signatures

| Rank | Num | Name | Gym |  |  |  |  |  |  | AA |
|------|-----|-------------------|----------|---|---|--|---|---|---|--------------------|
| 1 | 408 | Juju Rivera | 20 Mile | 9.400 1 | 7.000 2 | 9.300 3 | 9.300 1 | 8.600 3 | 9.500 1 | 53.100 1 |
| 2 | 471 | Wyatt Burnett | Pinnacle | 7.700 4 | 7.800 1 | 9.100 4 | 9.000 4T | 9.000 1 | 8.600 2 | 51.200 2 |
| 3 | 424 | Sam Norley | 5280 | 8.300 2 | 6.700 6 | 9.800 1 | 9.100 2T | 8.900 2 | 7.700 5 | 50.500 3 |
| 4 | 406 | Myles Post | 20 Mile | 8.100 3 | 6.900 3 | 8.600 6 | 8.600 6T | 8.300 4 | 7.800 3T | 48.300 4 |
| 5 | 415 | Noah Bierbrauer | 5280 | 6.400 5 | 6.800 4T | 9.400 2 | 9.000 5T | 7.600 6 | 7.800 4T | 47.000 5 |
| 6 | 409 | Dustin Rutigliano | 20 Mile | 6.300 6T | 6.800 5T | 8.000 8 | 8.600 7T | 7.100 7 | 7.000 7 | 43.800 6 |
| 7 | 477 | Bentley Patton | SunDance | 5.000 9 | 6.000 7 | 8.400 7 | 9.100 3T | 7.800 5 | 6.900 8 | 43.200 7 |
| 8 | 476 | Cole Kiefer | SunDance | 6.300 7T | 5.800 8 | 9.000 5 | 8.200 8T | 6.200 9 | 7.100 6 | 42.600 8 |
| 9 | 479 | Jacob Thilman | SunDance | 5.100 8 | 5.500 9 | 7.600 9 | 8.200 9T | 6.800 8 | 6.000 9 | 39.200 9 |

Jr. Rocky Mountain Open 2019

Meet Results

Men / 41 / 7-8

Session: 3

Jan 11-13, 2019

Judge's Signatures

| Rank | Num | Name | Gym |  |  |  |  |  |  | AA |
|------|-----|--------------------|--------------|---|---|--|---|---|---|--------------------|
| 1 | 416 | Judson Corbin | 5280 | 9.900 1T | 9.200 1T | 10.300 1 | 9.100 8T | 9.500 3T | 9.700 2 | 57.700 1 |
| 2 | 447 | Conrad Kear | GU | 9.600 3 | 8.800 4T | 9.800 4T | 9.200 5T | 9.600 2 | 9.900 1 | 56.900 2 |
| 3 | 443 | Kai Reed | Gold Cup | 8.700 7T | 8.700 7T | 9.200 16T | 9.100 9T | 9.800 1 | 8.800 9T | 54.300 3 |
| 4 | 420 | Elijah Johnston | 5280 | 8.700 8T | 8.800 5T | 10.100 2 | 8.600 28 | 8.500 14T | 9.500 4 | 54.200 4 |
| 5 | 436 | Garrett Binns | Cruces | 8.100 16 | 8.800 6T | 10.000 3 | 9.200 6T | 9.000 9T | 8.900 7T | 54.000 5 |
| 6 | 428 | John Lessard | Active | 8.600 9 | 8.100 12 | 9.600 8T | 8.400 32 | 9.300 6T | 9.600 3 | 53.600 6 |
| 7 | 438 | Ashton Casas | Gold Cup | 9.900 2T | 9.000 3 | 8.900 18T | 8.500 29T | 8.800 11T | 8.200 14T | 53.300 7 |
| 8 | 439 | Blake Dominguez | Gold Cup | 8.300 11T | 8.700 8T | 9.400 13T | 9.300 2T | 9.400 5 | 8.100 17 | 53.200 8 |
| 9 | 475 | Ben Day | SunDance | 8.300 12T | 8.600 9T | 9.500 10T | 8.800 22T | 8.400 16T | 8.400 13 | 52.000 9 |
| 10 | 402 | Gabriel Chu | 20 Mile | 8.300 13T | 7.200 21T | 9.500 11T | 9.000 14T | 8.500 15T | 9.100 6 | 51.600 10 |
| 11 | 411 | Joshua Shnayderman | 20 Mile | 9.200 4 | 6.800 26 | 9.700 6T | 8.500 30T | 8.400 17T | 8.900 8T | 51.500 11 |
| 12 | 429 | Cooper McCarthy | Active | 8.400 10 | 7.900 13 | 8.700 23T | 9.100 10T | 9.200 8 | 8.000 18T | 51.300 12 |
| 13 | 435 | Gage Binns | Cruces | 7.500 23T | 9.200 2T | 9.800 5T | 8.200 33 | 7.300 30 | 9.200 5 | 51.200 13 |
| 14 | 455 | Elias Torres Valle | Kinetic | 7.800 19 | 6.700 27T | 9.300 15 | 9.000 15T | 9.500 4T | 8.700 11 | 51.000 14 |
| 15 | 442 | Michael Malone | Gold Cup | 8.200 14T | 8.400 11 | 8.700 24T | 9.300 3T | 8.400 18T | 7.900 20T | 50.900 15 |
| 16 | 480 | Leeland Wakeham | SunDance | 7.500 24T | 7.800 14T | 9.600 9T | 9.300 4T | 9.000 10T | 7.600 23T | 50.800 16 |
| 17 | 446 | T.J. Smith | Golden State | 7.600 21T | 6.700 28T | 9.400 14T | 8.900 21 | 9.300 7T | 8.600 12 | 50.500 17 |
| 18 | 407 | Jamison Rivera | 20 Mile | 8.800 5T | 7.600 16T | 8.200 30 | 8.800 23T | 8.600 13 | 8.000 19T | 50.000 18 |
| 19 | 413 | Daniel Sventukh | 20 Mile | 8.200 15T | 7.000 25 | 9.200 17T | 8.800 24T | 8.800 12T | 7.900 21T | 49.900 19 |
| 20 | 473 | Philip Galbur | Scale | 7.300 25 | 8.600 10T | 8.900 19T | 9.000 16T | 8.000 23T | 7.700 22 | 49.500 20 |
| 21 | 468 | Aven Scotece | MCGA | 7.200 26 | 7.600 17T | 8.900 20T | 9.000 17T | 7.800 26 | 8.800 10T | 49.300 21 |
| 22 | 425 | Colton Smith | 5280 | 7.900 18 | 7.300 18T | 9.700 7T | 8.800 25T | 7.000 31 | 8.200 15T | 48.900 22 |
| 23 | 426 | Max Smith | 5280 | 8.800 6T | 5.800 33 | 9.500 12T | 9.100 11T | 8.000 24T | 7.600 24T | 48.800 23 |
| 24 | 454 | Ryder Shively | Kinetic | 7.000 28T | 7.800 15T | 8.700 25T | 9.100 12T | 8.300 20 | 7.300 25 | 48.200 24 |
| 25 | 452 | Jacob Faxon | Kinetic | 7.100 27 | 6.600 29T | 8.300 29 | 9.000 18T | 8.100 21T | 8.200 16T | 47.300 25 |







Jr. Rocky Mountain Open 2019

Meet Results

Jan 11-13, 2019

Page: 2
Printed: 1/12/2019 5:09:35 PM

Men / 41 / 7-8
Session: 3

| Rank | Num | Name | Gym |  |  |  |  |  |  | AA |
|------|-----|----------------------|----------------|---|---|--|---|---|---|---------------|
| 26T | 451 | Brody Davis | Kinetic | 8.000 17 | 7.100 23T | 7.900 31 | 9.100 13T | 7.700 27T | 6.500 29T | 46.300 26T |
| 27T | 403 | Maxwell Colt | 20 Mile | 7.600 22T | 6.500 31 | 8.400 27T | 9.000 19T | 8.400 19T | 6.400 32 | 46.300 27T |
| 28 | 461 | Marcus Coon | MCGA | 7.700 20 | 7.300 19T | 7.700 32T | 9.400 1 | 7.400 29 | 6.500 30T | 46.000 28 |
| 29 | 410 | Emilio Santana-Roman | 20 Mile | 7.000 29T | 7.200 22T | 8.500 26 | 8.500 31T | 8.000 25T | 6.500 31T | 45.700 29 |
| 30 | 430 | Kellan Reardon | Active | 6.800 31 | 7.300 20T | 8.400 28T | 9.000 20T | 8.100 22T | 6.000 33 | 45.600 30 |
| 31 | 453 | Ruckus Reed | Kinetic | 7.000 30T | 6.600 30T | 7.700 33T | 8.800 26T | 7.700 28T | 6.700 27T | 44.500 31 |
| 32 | 474 | Logan Lindquist | Scale | 5.300 33 | 7.100 24T | 8.800 21T | 8.800 27T | 6.600 32 | 6.700 28T | 43.300 32 |
| 33 | 434 | Ben Parker | Boulder Flyers | 6.500 32 | 6.000 32 | 8.800 22T | 9.200 7T | 5.300 33 | 6.800 26 | 42.600 33 |

Jr. Rocky Mountain Open 2019







Meet Results

Men / 41 / 9-10

Session: 3

Jan 11-13, 2019

Judge's Signatures

| Rank | Num | Name | Gym |  |  |  |  |  |  | AA |
|------|-----|-----------------------|----------------|---|---|--|---|---|---|--------------------|
| 1 | 419 | Jayden Hookham | 5280 | 9.100 6 | 10.100 2T | 10.000 3 | 9.000 11T | 9.800 1T | 10.000 1 | 58.000 1 |
| 2 | 417 | Tristan Devigne | 5280 | 10.000 1 | 9.100 9T | 10.300 1 | 9.200 3T | 9.100 6T | 9.700 2T | 57.400 2 |
| 3 | 418 | Riehl Hilliard | 5280 | 9.200 3T | 10.100 3T | 10.200 2 | 9.100 6T | 9.100 7T | 9.300 8T | 57.000 3 |
| 4 | 449 | Ben Prier | IGTC | 9.200 4T | 10.200 1 | 9.600 7T | 9.300 2 | 9.800 2T | 8.700 12 | 56.800 4 |
| 5 | 421 | William Laine-Van Why | 5280 | 8.800 10T | 10.000 4 | 9.200 10T | 8.800 18T | 9.600 3T | 9.700 3T | 56.100 5 |
| 6 | 444 | Renzo Moglia | Golden State | 9.000 7T | 9.400 5T | 9.600 8T | 9.200 4T | 9.600 4T | 9.200 10 | 56.000 6 |
| 7 | 462 | Owen Felicetti | MCGA | 9.300 2 | 9.300 8 | 9.900 4 | 8.900 15T | 8.800 13T | 9.400 6T | 55.600 7 |
| 8 | 401 | Coco Chamberland | 20 Mile | 9.200 5T | 9.400 6T | 8.700 19 | 9.500 1 | 7.700 21 | 9.500 5 | 54.000 8 |
| 9 | 423 | Robbie Norley | 5280 | 8.800 11T | 7.800 18 | 9.700 5T | 9.100 7T | 8.600 15 | 9.100 11 | 53.100 9 |
| 10 | 400 | Noah Braswell | 20 Mile | 8.600 12 | 7.600 21 | 9.100 13T | 8.800 19T | 9.100 8T | 9.700 4T | 52.900 10 |
| 11T | 460 | Carson Charles | MCGA | 8.900 9 | 7.900 17 | 9.700 6T | 9.000 13* | 7.900 20 | 9.300 9T | 52.700 11T |
| 12T | 481 | Rhys Birdsley | WSGL | 8.100 16 | 9.400 7T | 8.900 15T | 9.000 12* | 8.900 11T | 8.400 13T | 52.700 12T |
| 13 | 432 | Rio Bonk | Boulder Flyers | 8.200 15 | 8.800 13 | 8.800 17T | 9.000 14T | 9.200 5 | 8.100 17 | 52.100 13 |
| 14 | 482 | Nevyn Maes | WSGL | 7.800 18 | 7.400 22 | 9.300 9 | 8.800 20T | 9.100 9T | 9.400 7T | 51.800 14 |
| 15 | 414 | Sam Villano | 20 Mile | 9.000 8T | 7.700 19T | 9.200 11T | 9.100 8T | 8.000 18T | 8.300 15 | 51.300 15 |
| 16 | 440 | Diego Gomez | Gold Cup | 8.500 13 | 8.900 11T | 8.900 16T | 9.200 5T | 8.200 17 | 7.300 20T | 51.000 16 |
| 17 | 437 | Tucker Blair | Gold Cup | 7.900 17 | 8.100 16 | 9.100 14T | 8.900 16T | 8.900 12T | 8.000 18 | 50.900 17 |
| 18 | 445 | Jack Rexach | Golden State | 6.900 21 | 8.600 15 | 8.800 18T | 9.100 9T | 9.000 10 | 8.400 14T | 50.800 18 |
| 19 | 470 | Logan Burnett | Pinnacle | 7.700 19T | 8.900 12T | 7.900 22 | 9.100 10T | 8.800 14T | 8.200 16 | 50.600 19 |
| 20 | 448 | Sawyer Herbic | IGTC | 7.700 20T | 9.100 10T | 9.200 12T | 8.600 21 | 8.500 16 | 7.300 21T | 50.400 20 |
| 21 | 404 | Kellyn Gates | 20 Mile | 8.400 14 | 7.700 20T | 8.400 21 | 8.900 17T | 8.000 19T | 7.500 19 | 48.900 21 |
| 22 | 472 | Wyatt Bisque | Scale | 6.300 22 | 8.700 14 | 8.500 20 | 8.400 22 | 6.500 22 | 7.100 22 | 45.500 22 |

Jr. Rocky Mountain Open 2019

Meet Results







Jan 11-13, 2019

Page: 1
Printed: 1/12/2019 5:11:34 PM

Men / 41 / 11+

Session: 3

Judge's Signatures

| Rank | Num | Name | Gym |  |  |  |  |  |  | AA |
|------|-----|-----------------|----------------|---|---|--|---|---|---|--------------------|
| 1 | 405 | Tate King | 20 Mile | 9.000 1 | 9.300 1T | 9.400 2T | 9.300 2T | 9.000 2 | 9.800 1 | 55.800 1 |
| 2 | 450 | Thad Robbins | IGTC | 8.800 2 | 9.300 2T | 9.600 1 | 9.300 3T | 9.600 1 | 8.800 3 | 55.400 2 |
| 3 | 412 | Breyden Stanley | 20 Mile | 7.900 5 | 8.500 5 | 9.300 4 | 9.600 1 | 8.900 3 | 9.200 2 | 53.400 3 |
| 4 | 469 | Cody Szelmeczka | MCGA | 8.500 3 | 8.200 7 | 9.400 3T | 8.800 7T | 8.700 5 | 8.700 4 | 52.300 4 |
| 5 | 463 | Isaiah Granger | MCGA | 7.600 7 | 9.300 3T | 8.800 7 | 9.000 4 | 8.400 7 | 8.400 5 | 51.500 5 |
| 6 | 433 | Sammy Gitkind | Boulder Flyers | 7.800 6 | 8.300 6 | 8.900 5T | 8.800 8T | 8.600 6 | 7.600 6 | 50.000 6 |
| 7 | 465 | Marcus Jacks | MCGA | 8.400 4 | 9.200 4 | 8.700 8 | 8.900 5T | 7.600 8 | 6.100 8 | 48.900 7 |
| 8 | 431 | Lucien Allison | Boulder Flyers | 6.800 8 | 7.500 8 | 8.900 6T | 8.900 6T | 8.800 4 | 7.000 7 | 47.900 8 |

Jr. Rocky Mountain Open 2019







Meet Results

Jan 11-13, 2019

Page: 1
Printed: 1/12/2019 8:10:44 PM

Men / 42 / 6 yrs
Session: 3

Judge's Signatures

| Rank | Num | Name | Gym |  |  |  |  |  |  | AA |
|------|-----|-----------------|------|---|---|--|---|---|---|-------------|
| 1 | 467 | Logan Mulhausen | MCGA | 6.200 1 | 6.800 1 | 7.100 1 | 8.600 1 | 7.300 1 | 5.700 1 | 41.700 1 |

Jr. Rocky Mountain Open 2019

Meet Results







Jan 11-13, 2019

Page: 1
Printed: 1/12/2019 8:16:05 PM

Men / 42 / 7-8

Session: 3

Judge's Signatures

| Rank | Num | Name | Gym |  |  |  |  |  |  | AA |
|------|-----|------------------|------|---|---|--|---|---|---|-------------|
| 1 | 459 | Myles Bond-Rossi | MCGA | 6.600 1 | 6.300 1 | 7.600 1 | 6.900 1 | 7.400 1 | 6.500 1 | 41.300 1 |

Jr. Rocky Mountain Open 2019







Meet Results

Jan 11-13, 2019

Page: 1
Printed: 1/12/2019 8:17:00 PM

Men / 42 / 9-10
Session: 3

Judge's Signatures

| Rank | Num | Name | Gym |  |  |  |  |  |  | AA |
|------|-----|------------------|------|---|---|--|---|---|---|--------------------|
| 1 | 464 | Ayden Greenough | MCGA | 8.000 1 | 8.200 1 | 8.500 1 | 9.300 1 | 7.800 1 | 7.200 2 | 49.000 1 |
| 2 | 458 | Christian Bamber | MCGA | 7.000 2 | 7.400 3 | 8.300 2T | 8.900 3 | 7.400 2 | 7.400 1 | 46.400 2 |
| 3 | 466 | Colby Mulhausen | MCGA | 6.400 3 | 7.900 2 | 8.300 3T | 9.000 2 | 6.900 3 | 5.100 3 | 43.600 3 |

Jr. Rocky Mountain Open 2019







Meet Results

Men / 10 / 15-16

Jan 11-13, 2019

Session: 4

Judge's Signatures

| Rank | Num | Name | Gym |  |  |  |  |  |  | AA |
|------|-----|--------------------|-------------------|---|---|--|---|---|---|--------------------|
| 1 | 115 | Noah Giordano | 5280 | 13.500 1 | 10.000 24T | 13.300 1 | 13.400 1 | 13.500 1 | 12.200 1 | 75.900 1 |
| 2 | 112 | Asher Cohen | 5280 | 12.900 3 | 11.500 6 | 12.600 5 | 12.600 7T | 12.100 5T | 10.700 12 | 72.400 2 |
| 3 | 159 | Brigham Frentheway | Frontier | 11.900 13T | 11.400 7T | 12.800 3 | 12.900 3T | 11.300 17 | 11.200 6 | 71.500 3 |
| 4 | 164 | Cayden Mannos | Gold Cup | 11.800 15T | 10.900 12T | 12.300 6 | 13.200 2 | 11.900 9 | 10.600 13T | 70.700 4 |
| 5 | 106 | Gavin Robey | 20 Mile | 12.300 11 | 11.000 10T | 11.500 12T | 12.100 14T | 11.800 10T | 11.100 7T | 69.800 5 |
| 6 | 184 | JoJo Buselmeier | Xtreme Scottsdale | 10.900 29T | 8.300 39 | 13.000 2 | 12.800 5T | 12.700 2T | 11.700 2T | 69.400 6 |
| 7 | 117 | Max Heide | 5280 | 12.500 7T | 12.300 2T | 10.800 28 | 11.300 28 | 12.000 7T | 10.100 24 | 69.000 7 |
| 8 | 108 | Jozen Brekhuis | 5280 | 10.600 32T | 12.300 3T | 11.500 13T | 11.400 26T | 11.800 11T | 11.100 8T | 68.700 8 |
| 9 | 128 | Jacob Becchetti | Aspire | 12.700 5 | 10.000 25T | 12.000 7T | 12.200 13 | 12.300 4 | 9.000 31 | 68.200 9 |
| 10 | 154 | Trey Galvan | Emerald City | 12.400 10 | 9.400 32T | 11.400 16 | 12.300 11T | 11.400 16 | 10.800 10T | 67.700 10 |
| 11T | 119 | Max Kephart | 5280 | 12.500 9* | 11.400 8T | 10.900 25T | 8.300 39 | 12.700 3T | 11.700 3T | 67.500 11T |
| 12T | 182 | Andrew McGill | USA Flairs | 12.500 8* | 8.500 38 | 11.900 9 | 12.100 15T | 11.200 18 | 11.300 5 | 67.500 12T |
| 13 | 105 | Jackson Pearl | 20 Mile | 11.900 14T | 10.300 18T | 11.000 21T | 11.400 27T | 12.100 6T | 10.200 23 | 66.900 13 |
| 14 | 157 | Asa Thompson | Emerald City | 11.800 16T | 10.900 13T | 11.600 11 | 10.100 38 | 11.000 21T | 11.400 4 | 66.800 14 |
| 15 | 101 | Charlie Dieringer | 20 Mile | 11.800 17T | 10.700 15T | 10.300 35T | 11.500 22T | 12.000 8T | 10.400 19T | 66.700 15 |
| 16 | 143 | John Wear | Cahoy's | 11.400 23T | 10.700 16T | 10.500 30T | 12.100 16T | 11.000 22T | 10.600 14T | 66.300 16 |
| 17 | 148 | Michael Avery | Eagle Ridge | 13.000 2 | 9.500 30T | 10.200 37T | 12.900 4T | 11.100 19T | 9.200 29 | 65.900 17 |
| 18 | 102 | Ben Hays | 20 Mile | 11.500 21T | 10.300 19T | 11.200 18T | 12.400 10 | 11.800 12T | 8.600 32 | 65.800 18 |
| 19T | 130 | Elyas Sharp | Aspire | 12.100 12 | 10.000 26T | 11.000 22T | 10.400 36 | 11.500 15 | 10.600 15T | 65.600 19T |
| 20T | 166 | Bronson Lane | Kinetic | 11.400 24T | 10.800 14 | 10.500 31T | 11.500 23T | 11.600 14 | 9.800 28 | 65.600 20T |
| 21 | 167 | Psymon Perkins | Kinetic | 11.500 22T | 10.200 20 | 10.600 29 | 10.900 33 | 10.300 27T | 11.000 9 | 64.500 21 |
| 22 | 139 | Cody Myers | CTC | 11.700 18T | 10.100 21T | 10.400 33T | 11.200 29 | 10.400 26 | 10.600 16T | 64.400 22 |
| 23 | 129 | Arush Kannan | Aspire | 11.700 19T | 9.600 29 | 11.500 14T | 11.500 24T | 8.800 35T | 10.600 17T | 63.700 23 |
| 24 | 163 | Hunter Mamawal | Gold Cup | 9.900 39 | 10.500 17 | 11.700 10 | 12.100 17T | 9.400 32 | 10.000 25 | 63.600 24 |
| 25 | 123 | Damir Schebler | 5280 | 10.900 30T | 9.900 27T | 10.200 38T | 11.000 32 | 9.900 30T | 10.600 18T | 62.500 25 |







Jr. Rocky Mountain Open 2019

Meet Results

Men / 10 / 15-16

Session: 4

Jan 11-13, 2019

| Rank | Num | Name | Gym |  |  |  |  |  |  | AA |
|------|-----|---------------------|--------------|---|---|--|---|---|---|---------------|
| 26 | 114 | Lucas Daharsh | 5280 | 11.100 28 | 10.100 22T | 10.000 41 | 10.300 37 | 10.500 25 | 10.400 20T | 62.400 26 |
| 27 | 178 | Aaron Kust | Pinnacle | 11.400 25T | 8.700 37 | 11.000 23T | 10.500 34T | 10.800 24 | 9.100 30 | 61.500 27 |
| 28 | 173 | Blaine Loll | NSG | 10.000 38 | 9.000 35T | 11.000 24T | 11.600 20T | 10.900 23 | 8.000 34 | 60.500 28 |
| 29T | 141 | Paul Lampert | Cahoy's | 10.400 35 | 9.500 31T | 10.100 40 | 12.100 18T | 10.000 29 | 8.300 33 | 60.400 29T |
| 30T | 146 | Spencer Tanenholtz | Dardano's | 10.100 36T | 9.900 28T | 10.900 26T | 10.500 35T | 9.100 33 | 9.900 26T | 60.400 30T |
| 31 | 137 | Jacob Kreps | CTC | 11.600 20 | 9.100 34 | 10.300 36T | 11.500 25T | 8.800 36T | 7.600 35 | 58.900 31 |
| 32 | 100 | John Colt | 20 Mile | 10.600 33T | 9.000 36T | 11.100 20 | 11.100 30T | 8.900 34 | 7.200 36 | 57.900 32 |
| 33 | 156 | Kelly North | Emerald City | 11.400 26T | 11.000 11T | 11.200 19T | 11.800 19 | 9.900 31T | 0.000 39T | 55.300 33 |
| 34 | 111 | Kelton Christiansen | 5280 | 11.400 27T | 11.400 9T | 10.900 27T | 11.100 31T | 0.000 39T | 10.400 21T | 55.200 34 |
| 35 | 149 | Ale Hernandez | Eagle Ridge | 10.900 31T | 5.600 42 | 7.000 42 | 11.600 21T | 8.400 38 | 6.300 37 | 49.800 35 |
| 36 | 183 | Jordan Valdez | USA Flairs | 10.100 37T | 6.500 41 | 10.500 32T | 12.300 12T | 10.300 28T | 0.000 40T | 49.700 36 |
| 37 | 138 | Colton McCormack | CTC | 9.200 40 | 7.600 40 | 10.400 34T | 0.000 40T | 11.800 13T | 9.900 27T | 48.900 37 |
| 38 | 116 | Kyler Hartley | 5280 | 0.000 41T | 12.400 1 | 12.000 8T | — 41T | 11.100 20T | 10.300 22 | 45.800 38 |
| 39 | 150 | Colt Keck | Eagle Ridge | 10.600 34T | 5.300 43 | 10.200 39T | 12.800 6T | 0.000 40T | 6.200 38 | 45.100 39 |
| 40 | 122 | Jonas Sanchez | 5280 | 12.600 6 | 10.100 23T | — 43T | 12.600 8T | 0.000 41T | 0.000 41T | 35.300 40 |
| 41 | 131 | Alex Taylor | Aspire | 12.800 4 | 0.000 44T | 11.300 17 | 0.000 42T | 0.000 42T | 10.800 11T | 34.900 41 |
| 42 | 109 | Lucas Burge | 5280 | 0.000 42T | 9.400 33T | 11.500 15T | — 43T | 8.700 37 | 0.000 42T | 29.600 42 |
| 43 | 110 | Taylor Burkhart | 5280 | 0.000 43T | 11.700 5 | 12.700 4 | — 44T | 0.000 43T | 0.000 43T | 24.400 43 |
| 44 | 121 | Matthew Romalia | 5280 | 0.000 44T | 0.000 45T | — 44T | 12.500 9 | 0.000 44T | 0.000 44T | 12.500 44 |
| 45 | 118 | Ayden Johnston | 5280 | 0.000 45T | 12.300 4T | — 45T | — 45T | 0.000 45T | 0.000 45T | 12.300 45 |

Jr. Rocky Mountain Open 2019







Meet Results

Men / 10 / 17-18

Jan 11-13, 2019

Session: 4

Judge's Signatures

| Rank | Num | Name | Gym |  |  |  |  |  |  | AA |
|------|-----|-------------------|----------------|---|---|--|---|---|---|--------------------|
| 1 | 120 | Logan Myers | 5280 | 12.300 5T | 11.900 1 | 13.700 1 | 14.100 1 | 14.300 1 | 12.600 1 | 78.900 1 |
| 2 | 170 | Dane Cramer | NSG | 12.600 3T | 10.600 11T | 12.200 4 | 13.500 3T | 12.400 10T | 11.600 3T | 72.900 2 |
| 3 | 169 | Joseph Carlin | NSG | 11.400 21T | 10.600 12T | 12.500 3 | 13.300 5T | 12.700 6T | 11.600 4T | 72.100 3 |
| 4 | 177 | Charlie Kramer | NSGA | 12.300 6T | 10.300 18 | 11.500 12T | 13.300 6T | 12.700 7T | 11.800 2 | 71.900 4 |
| 5 | 136 | Caleb Churchill | CATS | 12.100 10T | 10.500 14T | 12.000 6 | 12.600 11T | 13.100 2T | 11.300 8 | 71.600 5 |
| 6 | 174 | A.J. Morgan | NSG | 12.800 2 | 11.100 3T | 11.900 7 | 13.600 2 | 12.100 14T | 9.800 20T | 71.300 6 |
| 7 | 133 | Sam Lee | Boulder Flyers | 11.600 18 | 9.400 27T | 11.200 18T | 13.300 7T | 13.100 3T | 11.500 6 | 70.100 7 |
| 8T | 158 | Jordan Bird | Frontier | 10.600 29T | 9.000 31T | 12.800 2 | 13.000 9T | 12.900 4 | 11.600 5T | 69.900 8T |
| 9T | 152 | Chance Brogan | Emerald City | 13.000 1 | 11.100 4T | 10.200 30T | 12.000 21T | 12.400 11T | 11.200 9T | 69.900 9T |
| 10 | 171 | Luke Dinneen | NSG | 11.400 22T | 11.000 7 | 11.600 9T | 12.400 14 | 11.900 17T | 10.800 11T | 69.100 10 |
| 11 | 176 | Ethan Gonzalez | NSGA | 11.500 19T | 9.900 21 | 11.700 8 | 12.600 12T | 12.400 12T | 10.600 13T | 68.700 11 |
| 12 | 147 | Logan Anderson | Eagle Ridge | 12.300 7T | 10.500 15T | 9.300 36 | 13.500 4T | 11.200 29 | 11.400 7 | 68.200 12 |
| 13 | 153 | Calen Cacioppo | Emerald City | 12.000 12T | 10.400 17 | 11.600 10T | 11.700 25T | 12.200 13 | 9.900 19 | 67.800 13 |
| 14 | 172 | Joshua Kiner | NSG | 12.000 13T | 10.800 8T | 11.000 20 | 12.300 15 | 12.800 5 | 8.600 28T | 67.500 14 |
| 15 | 179 | Edwin Kust | Pinnacle | 11.200 23 | 9.500 24T | 11.600 11T | 13.000 10T | 12.700 8T | 9.100 25 | 67.100 15 |
| 16T | 132 | Paul Budoff | Boulder Flyers | 12.200 9 | 10.600 13T | 11.300 15T | 12.200 16* | 11.400 27 | 9.200 24 | 66.900 16T |
| 17T | 127 | Donovan Bronstein | Aspen | 11.100 24T | 11.100 5T | 10.200 31T | 12.200 17* | 11.700 20T | 10.600 14T | 66.900 17T |
| 18 | 168 | Brian Meier | MCGA | 12.600 4T | 9.000 32T | 10.300 28T | 12.600 13T | 11.100 30 | 10.800 12T | 66.400 18 |
| 19 | 155 | Braeden Jevne | Emerald City | 11.900 15T | 8.200 35 | 11.500 13T | 12.200 18T | 12.100 15T | 10.300 17 | 66.200 19 |
| 20 | 140 | Logan Burrigh | Cahoy's | 12.100 11T | 10.500 16T | 10.100 32 | 11.600 28T | 11.900 18T | 9.800 21T | 66.000 20 |
| 21 | 135 | Dylan Rodgers | Boulder Flyers | 10.900 27T | 9.600 22T | 11.400 14 | 11.800 23T | 11.700 21T | 10.500 15T | 65.900 21 |
| 22 | 161 | Nate Hutchinson | Gold Cup | 10.900 28T | 10.800 9T | 11.300 16T | 13.100 8 | 11.000 31 | 8.300 32T | 65.400 22 |
| 23 | 175 | Maxwell Bortnem | NSGA | 10.500 31 | 9.500 25T | 11.200 19T | 11.800 24T | 11.500 26 | 10.500 16T | 65.000 23 |
| 24 | 180 | Devan Arvidson | Rogue | 12.000 14T | 10.000 20 | 11.300 17T | 10.400 34 | 12.000 16 | 8.600 29T | 64.300 24 |
| 25 | 103 | Jamey Hunter | 20 Mile | 10.400 32T | 9.400 28T | 10.800 21 | 11.700 26T | 11.700 22T | 9.500 23 | 63.500 25 |

Jr. Rocky Mountain Open 2019







Meet Results

Jan 11-13, 2019

Page: 2
Printed: 1/12/2019 8:23:35 PM

Men / 10 / 17-18

Session: 4

| Rank | Num | Name | Gym |  |  |  |  |  |  | AA |
|------|-----|-------------------|-------------------|---|---|--|---|---|---|---------------|
| 26 | 145 | Jay Landon Menuey | Dardano's | 11.100 25T | 9.600 23T | 10.600 24 | 11.700 27T | 10.500 33 | 9.700 22 | 63.200 26 |
| 27 | 142 | Thomas Schwarz | Cahoy's | 11.900 16T | 9.300 29T | 10.000 33 | 11.400 30 | 11.700 23T | 8.500 30T | 62.800 27 |
| 28T | 160 | Evan Siltzer | Frontier | 10.000 35 | 9.300 30T | 10.400 26T | 12.000 22T | 11.800 19 | 8.700 27 | 62.200 28T |
| 29T | 162 | Anton Lagutin | Gold Cup | 11.700 17 | 7.000 37 | 9.000 37 | 11.600 29T | 11.700 24T | 11.200 10T | 62.200 29T |
| 30 | 144 | Marshall Burrows | Dardano's | 11.500 20T | 7.500 36 | 10.700 22T | 11.300 31T | 11.600 25 | 8.900 26 | 61.500 30 |
| 31 | 125 | Samson Fullmer | AirTime | 10.600 30T | 9.500 26T | 10.300 29T | 12.200 19T | 10.400 34 | 8.300 33T | 61.300 31 |
| 32 | 181 | Christian Gabbard | USA Flairs | 11.000 26 | 8.900 34 | 9.500 34 | 10.500 33 | 11.300 28 | 8.500 31T | 59.700 32 |
| 33 | 113 | Ethan Daharsh | 5280 | 12.300 8T | 11.100 6T | 10.700 23T | 12.200 20T | 10.100 35 | 0.000 34T | 56.400 33 |
| 34 | 165 | Vincent Martinez | Gold Cup | —. 36T | 9.000 33T | 10.500 25 | —. 35T | 12.600 9 | 10.000 18 | 42.100 34 |
| 35 | 124 | Connor Thomas | 5280 | 10.200 34 | 11.400 2 | 12.100 5 | —. 36T | —. 36T | —. 35T | 33.700 35 |
| 36 | 151 | Sequoia Thomas | Eagle Ridge | —. 37T | 10.100 19 | 9.400 35 | —. 37T | 10.600 32 | 0.000 36T | 30.100 36 |
| 37 | 104 | Matthew Page | 20 Mile | 0.000 38T | 0.000 38 | 10.400 27T | 11.300 32T | 0.000 37T | 0.000 37T | 21.700 37 |
| 38 | 126 | Zachary Litwin | Arizona Olympians | 10.400 33T | 10.700 10 | 0.000 38 | 0.000 38T | —. 38T | —. 38T | 21.100 38 |

Jr. Rocky Mountain Open 2019







Team Results

Jan 11-13, 2019

Page: 1
Printed: 1/12/2019 8:34:54 PM

Men / 71 / All Ages

Session: 1







| Rank | Gym | Team | Score |  |  |  |  |  |  |
|------|-------------------|------|----------------|---|--|---|---|---|---|
| 1 | 5280 | * | 177.200 | 32.000 1 | 29.500 1 | 31.400 1 | 26.700 1 | 29.700 1 | 27.900 1 |
| 2 | Gold Cup | * | 155.000 | 27.600 2 | 24.800 3 | 31.000 2 | 25.200 4 | 24.300 4 | 22.100 3 |
| 3 | 20 Mile | * | 152.600 | 26.100 5 | 24.700 4T | 27.000 5 | 26.300 2 | 23.300 6 | 25.200 2 |
| 4 | IGTC | * | 146.400 | 26.800 3 | 25.900 2 | 26.300 7 | 24.300 6 | 22.800 7 | 20.300 4 |
| 5 | Metro Stars | * | 145.200 | 26.500 4 | 24.700 5T | 26.500 6 | 25.300 3 | 24.000 5 | 18.200 6 |
| 6 | Xtreme Scottsdale | * | 139.900 | 25.000 6 | 22.900 6 | 27.900 3 | 25.000 5 | 25.000 3 | 14.100 9 |
| 7 | Frontier | * | 136.800 | 18.200 9 | 19.900 7 | 27.800 4 | 24.200 7 | 26.500 2 | 20.200 5 |
| 8 | AirTime | * | 104.300 | 19.000 7 | 16.800 9 | 20.600 8 | 15.500 13 | 15.200 10 | 17.200 7 |
| 9 | Eagle Ridge | * | 99.900 | 17.100 10 | 17.100 8 | 18.900 9 | 16.700 10T | 14.500 11 | 15.600 8 |
| 10 | SunDance | * | 97.100 | 18.700 8 | 13.300 13 | 18.500 10 | 17.300 8 | 16.500 8 | 12.800 11 |
| 11 | RCGA | * | 91.400 | 13.900 11 | 15.900 10 | 16.700 12 | 16.100 12 | 15.800 9 | 13.000 10 |
| 12 | GU | * | 78.100 | 10.200 12 | 15.700 11 | 16.500 13 | 17.200 9 | 12.200 13 | 6.300 15 |
| 13 | Excel | * | 76.000 | 5.100 15 | 14.000 12 | 17.700 11 | 16.700 11T | 13.400 12 | 9.100 12 |
| 14 | NSG | * | 48.300 | 8.800 14 | 7.100 15 | 9.100 14 | 8.400 14 | 6.800 15 | 8.100 13 |
| 15 | Dardano's | * | 47.800 | 8.900 13 | 7.700 14 | 7.800 15 | 8.000 15 | 8.000 14 | 7.400 14 |

Jr. Rocky Mountain Open 2019

Team Results

Jan 11-13, 2019

Page: 1
Printed: 1/12/2019 8:35:42 PM
Men / 72 / All Ages
Session: 1

| Rank | Gym | Team | Score |  |  |  |  |  |  |
|------|----------|------|----------------|---|--|---|---|---|---|
| 1 | Mountain | * | 113.200 | 20.600 1 | 20.200 1 | 24.600 1 | 24.800 1 | 16.600 1 | 6.400 2 |
| 2 | Cahoy's | * | 85.000 | 14.700 2 | 13.200 2 | 17.400 2 | 16.000 2 | 14.200 2 | 9.500 1 |

Jr. Rocky Mountain Open 2019







Team Results

Jan 11-13, 2019

Page: 1
Printed: 1/12/2019 8:33:16 PM

Men / 8 / All Ages

Session: 1

| Rank | Gym | Team | Score |  |  |  |  |  |  |
|------|-------------------|------|----------------|---|--|---|---|---|---|
| 1 | 5280 | * | 217.800 | 36.600 2 | 36.500 1 | 35.500 1 | 35.500 1 | 37.400 1 | 36.300 1 |
| 2 | IGTC | * | 207.800 | 36.700 1 | 36.000 2 | 34.700 2 | 33.900 4 | 33.000 3 | 33.500 2 |
| 3 | AirTime | * | 204.500 | 36.300 3 | 35.200 3 | 31.100 6 | 34.500 2 | 34.400 2 | 33.000 3 |
| 4 | Xtreme Scottsdale | * | 198.500 | 35.200 4T | 32.200 5 | 33.700 4 | 34.300 3 | 32.100 5 | 31.000 4 |
| 5 | Eagle Ridge | * | 192.400 | 34.100 6 | 33.200 4 | 32.000 5 | 31.700 6 | 31.000 6 | 30.400 5 |
| 6 | Aspire | * | 185.700 | 35.200 5T | 29.900 6 | 34.000 3 | 32.600 5 | 32.200 4 | 21.800 7 |
| 7 | Cahoy's | * | 130.900 | 21.100 10 | 24.300 7 | 22.600 7 | 21.900 7 | 22.100 7 | 18.900 9 |
| 8 | Golden State | * | 123.500 | 22.800 7 | 13.500 10 | 22.300 8 | 21.400 9 | 21.400 9 | 22.100 6 |
| 9 | MCGA | * | 117.600 | 21.900 9 | 15.600 9 | 20.900 9 | 21.600 8 | 19.400 11 | 18.200 11 |
| 10 | Boulder Flyers | * | 113.300 | 22.600 8 | 18.600 8 | 20.600 10 | 11.500 13T | 19.500 10 | 20.500 8 |
| 11 | Elite | * | 107.600 | 19.700 11 | 12.900 12 | 19.800 11 | 21.200 10 | 15.400 12 | 18.600 10 |
| 12 | 20 Mile | * | 77.000 | 11.700 18 | 10.900 16T | 12.300 13 | 10.600 18 | 21.500 8 | 10.000 15 |
| 13 | Gold Cup | * | 75.100 | 13.000 12 | 13.400 11 | 12.600 12 | 12.400 11 | 12.700 13 | 11.000 13 |
| 14 | Arizona Olympians | * | 70.400 | 12.100 14T | 11.900 14 | 11.300 15 | 11.500 14T | 12.300 14 | 11.300 12 |
| 15 | Deltchev | * | 69.800 | 12.100 15T | 12.000 13 | 11.700 14 | 11.100 16 | 12.100 15 | 10.800 14 |
| 16 | NSG | * | 63.800 | 12.700 13 | 11.700 15 | 11.100 16 | 10.500 19 | 9.200 17 | 8.600 18 |
| 17 | Emerald City | * | 57.600 | 12.000 16 | 6.300 18 | 9.600 20 | 11.300 15 | 9.000 18 | 9.400 16 |
| 18 | NSGA | * | 55.900 | 11.900 17 | 10.900 17T | 11.000 17 | 11.900 12 | 10.200 16 | 0.000 19T |







Jr. Rocky Mountain Open 2019

Team Results

Jan 11-13, 2019

Page: 2
Printed: 1/12/2019 8:33:16 PM

Men / 8 / All Ages
Session: 1

| Rank | Gym | Team | Score |  |  |  |  |  |  |
|------|--------|------|---------------|---|--|---|---|---|---|
| 19 | Cruces | * | 41.900 | 11.400 19 | 0.000 19T | 10.800 18 | 10.800 17 | 8.900 19 | 0.000 20T |
| 20 | GU | * | 26.620 | 0.000 20 | 0.000 20T | 10.300 19 | 0.000 20 | 7.020 20 | 9.300 17 |







Jr. Rocky Mountain Open 2019

Team Results

Jan 11-13, 2019

Page: 1
Printed: 1/12/2019 8:37:05 PM

Men / J1 / All Ages
Session: 2

| Rank | Gym | Team | Score |  |  |  |  |  |  |
|------|-------------------|------|----------------|---|--|---|---|---|---|
| 1 | Xtreme | * | 203.700 | 35.100 1 | 31.800 1 | 33.900 2 | 37.100 1 | 35.600 1 | 30.200 3 |
| 2 | USA Flairs | * | 196.600 | 34.700 3 | 30.800 3T | 33.700 3 | 32.600 5 | 33.800 3T | 31.000 1 |
| 3 | Golden State | * | 196.100 | 34.900 2 | 31.100 2 | 31.700 6 | 34.000 3 | 34.600 2 | 29.800 5 |
| 4 | 20 Mile | * | 193.600 | 34.100 4 | 30.400 5 | 32.100 5 | 33.200 4 | 33.800 4T | 30.000 4 |
| 5 | Arizona Olympians | * | 192.700 | 33.100 5 | 30.800 4T | 34.300 1 | 32.100 6 | 33.700 5 | 28.700 6 |
| 6 | Boulder Flyers | * | 189.200 | 33.000 6 | 29.600 7 | 32.400 4 | 34.600 2 | 32.400 6 | 27.200 7 |
| 7 | Pinnacle | * | 184.500 | 32.200 7 | 30.000 6 | 28.800 7 | 31.700 7 | 31.100 7 | 30.700 2 |
| 8 | CTC | * | 126.400 | 22.700 8 | 20.100 8 | 21.000 9 | 21.800 9 | 20.300 9 | 20.500 8 |
| 9 | NSGA | * | 124.800 | 22.300 9 | 18.700 9 | 21.100 8 | 21.100 10 | 21.700 8 | 19.900 9 |
| 10 | Cruces | * | 83.300 | 21.900 10 | 0.000 12 | 20.200 10 | 22.000 8 | 9.900 12 | 9.300 12 |
| 11 | Emerald City | * | 62.100 | 10.800 11 | 8.300 11 | 10.900 11 | 10.900 12 | 11.500 10 | 9.700 10 |
| 12 | Mountain | * | 61.900 | 10.700 12 | 8.700 10 | 10.100 12 | 11.500 11 | 11.300 11 | 9.600 11 |







Jr. Rocky Mountain Open 2019

Team Results

Jan 11-13, 2019

Page: 1
Printed: 1/12/2019 8:37:48 PM

Men / J2 / All Ages
Session: 2

| Rank | Gym | Team | Score |  |  |  |  |  |  |
|------|------------|------|----------------|---|--|---|---|---|---|
| 1 | Kinetic | * | 172.900 | 28.800 3 | 27.000 1 | 27.300 2 | 31.700 1 | 29.100 2 | 29.000 1 |
| 2 | Timberline | * | 171.700 | 28.900 2 | 25.200 3 | 28.200 1 | 31.300 2 | 29.500 1 | 28.600 2 |
| 3 | Xtreme | * | 155.500 | 29.100 1 | 24.000 4 | 25.600 3 | 31.000 3 | 28.500 3 | 17.300 4 |
| 4 | Active | * | 153.500 | 27.000 4 | 25.300 2 | 24.600 4 | 21.400 5 | 27.900 4 | 27.300 3 |
| 5 | Dardano's | * | 110.100 | 19.400 5 | 16.700 5 | 17.100 5 | 21.500 4 | 18.800 5 | 16.600 5 |
| 6 | Golden | * | 56.600 | 9.300 6 | 8.400 7 | 9.200 7 | 10.300 6 | 9.800 7 | 9.600 6 |
| 7 | Excel | * | 55.500 | 9.000 7 | 8.700 6 | 9.300 6 | 9.000 8 | 10.000 6 | 9.500 7 |
| 8 | 20 Mile | * | 53.000 | 8.900 8 | 8.000 8 | 9.000 8 | 9.900 7 | 9.400 8 | 7.800 8 |

Jr. Rocky Mountain Open 2019







Team Results

Jan 11-13, 2019

Page: 1
Printed: 1/12/2019 8:36:17 PM

Men / 9 / All Ages

Session: 2

| Rank | Gym | Team | Score |  |  |  |  |  |  |
|------|--------------|------|----------------|---|--|---|---|---|---|
| 1 | 5280 | * | 220.000 | 38.400 1 | 35.600 1 | 38.000 1 | 37.100 1 | 36.500 1 | 34.400 1 |
| 2 | Gold Cup | * | 201.500 | 36.300 3 | 30.500 2 | 35.000 2 | 33.500 4 | 35.800 2 | 30.400 4 |
| 3 | Aspire | * | 201.100 | 36.500 2 | 28.500 4 | 34.900 3 | 35.200 2 | 33.600 3 | 32.400 2 |
| 4 | 20 Mile | * | 192.500 | 32.800 6 | 29.100 3 | 33.700 5 | 35.000 3 | 31.100 5 | 30.800 3 |
| 5 | Frontier | * | 188.400 | 33.800 4 | 27.500 5 | 32.400 6T | 32.100 6 | 33.000 4 | 29.600 6 |
| 6 | USA Flairs | * | 184.900 | 33.700 5 | 24.300 9 | 33.800 4 | 33.300 5 | 30.000 8 | 29.800 5 |
| 7 | NSG | * | 167.300 | 31.900 7 | 26.300 6 | 32.100 8 | 31.800 7 | 29.500 9 | 15.700 11 |
| 8 | RCGA | * | 159.900 | 23.400 9 | 24.400 8 | 31.600 9 | 22.400 10 | 30.700 6 | 27.400 7 |
| 9 | NSGA | * | 143.900 | 22.400 11 | 25.300 7 | 32.400 7T | 22.700 9 | 30.400 7 | 10.700 15 |
| 10 | Eagle Ridge | * | 139.900 | 24.900 8 | 20.800 11 | 25.300 10 | 25.100 8 | 22.500 10 | 21.300 8 |
| 11 | Golden State | * | 125.200 | 21.700 13 | 18.800 12 | 21.100 12 | 21.700 11 | 20.700 12 | 21.200 9 |
| 12 | Cahoy's | * | 121.600 | 22.100 12 | 20.900 10 | 21.200 11 | 20.800 13 | 18.700 13 | 17.900 10 |
| 13 | AirTime | * | 84.900 | 23.100 10 | 0.000 19 | 10.700 16T | 21.300 12 | 20.800 11 | 9.000 18 |
| 14 | Emerald City | * | 69.300 | 12.900 14 | 10.700 13T | 11.400 13 | 11.900 14 | 11.600 14T | 10.800 14 |
| 15 | Rogue | * | 65.700 | 12.000 17T | 8.900 16 | 11.000 14 | 11.800 15 | 11.600 15T | 10.400 16 |
| 16 | Kinetic | * | 65.200 | 12.300 16 | 9.700 15 | 10.500 18 | 11.100 17T | 10.600 16 | 11.000 12T |
| 17 | Active | * | 63.900 | 12.400 15 | 10.700 14T | 10.800 15 | 11.100 18T | 7.900 19 | 11.000 13T |
| 18 | Dardano's | * | 57.200 | 10.800 19 | 8.000 17 | 10.400 19 | 10.000 19 | 8.600 18 | 9.400 17 |







Jr. Rocky Mountain Open 2019

Team Results

Jan 11-13, 2019

Page: 2
Printed: 1/12/2019 8:36:17 PM

Men / 9 / All Ages
Session: 2

| Rank | Gym | Team | Score |  |  |  |  |  |  |
|------|----------------|------|---------------|---|--|---|---|---|---|
| 19 | Boulder Flyers | * | 57.100 | 12.000 18T | 7.300 18 | 10.700 17T | 11.500 16 | 8.700 17 | 6.900 19 |

Jr. Rocky Mountain Open 2019







Team Results

Jan 11-13, 2019

Page: 1
Printed: 1/12/2019 8:38:27 PM

Men / 41 / All Ages

Session: 3







| Rank | Gym | Team | Score |  |  |  |  |  |  |
|------|----------------|------|----------------|---|--|---|---|---|---|
| 1 | 5280 | * | 175.800 | 29.100 1 | 30.200 1 | 30.800 1 | 27.400 3T | 28.900 1 | 29.400 1 |
| 2 | 20 Mile | * | 168.000 | 27.800 2 | 27.200 4 | 28.600 3 | 28.400 1 | 27.000 5 | 29.000 2 |
| 3 | MCGA | * | 164.300 | 26.700 4 | 27.800 3 | 29.000 2 | 27.400 4T | 25.900 8T | 27.500 3 |
| 4 | IGTC | * | 162.600 | 25.700 5 | 28.600 2 | 28.400 4 | 27.200 5T | 27.900 3T | 24.800 6 |
| 5 | Gold Cup | * | 162.400 | 27.100 3 | 26.600 5 | 27.700 7 | 27.800 2 | 28.100 2 | 25.100 5 |
| 6 | Golden State | * | 157.300 | 23.500 7 | 24.700 6 | 27.800 6 | 27.200 6T | 27.900 4T | 26.200 4 |
| 7 | Active | * | 150.500 | 23.800 6 | 23.300 9 | 26.700 8 | 26.500 10 | 26.600 6T | 23.600 8 |
| 8 | Boulder Flyers | * | 150.400 | 22.800 9 | 24.600 7 | 26.600 9 | 27.100 9 | 26.600 7T | 22.700 10 |
| 9T | SunDance | * | 148.100 | 22.100 10 | 22.400 10 | 28.100 5 | 27.200 7* | 25.200 10 | 23.100 9 |
| 10T | Kinetic | * | 148.100 | 22.900 8 | 21.600 11 | 26.300 10 | 27.200 8* | 25.900 9T | 24.200 7 |
| 11 | Scale | * | 138.300 | 18.900 11 | 24.400 8 | 26.200 11 | 26.200 11 | 21.100 11 | 21.500 11 |
| 12 | Cruces | * | 105.200 | 15.600 13 | 18.000 12 | 19.800 12 | 17.400 14 | 16.300 14 | 18.100 12 |
| 13 | WSGL | * | 104.500 | 15.900 12 | 16.800 13 | 18.200 13 | 17.800 13 | 18.000 12 | 17.800 13 |
| 14 | Pinnacle | * | 101.800 | 15.400 14 | 16.700 14 | 17.000 14 | 18.100 12 | 17.800 13 | 16.800 14 |
| 15 | GU | * | 56.900 | 9.600 15 | 8.800 15 | 9.800 15 | 9.200 15 | 9.600 15 | 9.900 15 |

Jr. Rocky Mountain Open 2019

Team Results

Jan 11-13, 2019

Page: 1
Printed: 1/12/2019 8:41:21 PM
Men / 42 / All Ages
Session: 3

| Rank | Gym | Team | Score |  |  |  |  |  |  |
|------|------|------|----------------|---|--|---|---|---|---|
| 1 | MCGA | * | 141.100 | 21.600 1 | 23.500 1 | 25.100 1 | 27.200 1 | 22.600 1 | 21.100 1 |

Jr. Rocky Mountain Open 2019







Team Results

Jan 11-13, 2019

Page: 1
Printed: 1/12/2019 8:42:04 PM

Men / 10 / All Ages

Session: 4

| Rank | Gym | Team | Score |  |  |  |  |  |  |
|------|-------------------|------|----------------|---|--|---|---|---|---|
| 1 | 5280 | * | 232.800 | 39.000 1 | 37.000 1 | 39.700 1 | 40.100 2 | 40.500 1 | 36.500 1 |
| 2 | NSG | * | 219.200 | 37.400 3T | 32.900 3 | 36.600 2 | 40.400 1 | 37.900 2 | 34.000 2 |
| 3 | Emerald City | * | 211.700 | 37.400 4T | 33.000 2 | 34.700 6 | 36.500 8 | 36.700 3 | 33.400 3 |
| 4 | Gold Cup | * | 208.300 | 34.400 9 | 32.200 4 | 35.300 4 | 38.400 4 | 36.200 5T | 31.800 6 |
| 5T | NSGA | * | 205.600 | 34.300 10 | 29.700 8T | 34.400 7 | 37.700 6 | 36.600 4 | 32.900 4 |
| 6T | 20 Mile | * | 205.600 | 36.000 6 | 32.000 5 | 33.800 9 | 36.200 9 | 35.900 8 | 31.700 7 |
| 7 | Frontier | * | 203.600 | 32.500 13T | 29.700 9T | 36.000 3 | 37.900 5 | 36.000 7 | 31.500 8 |
| 8 | Boulder Flyers | * | 202.900 | 34.700 8 | 29.600 10T | 33.900 8 | 37.300 7 | 36.200 6T | 31.200 9 |
| 9 | Aspire | * | 200.700 | 37.600 2 | 29.600 11T | 34.800 5 | 34.100 12 | 32.600 12 | 32.000 5 |
| 10 | Cahoy's | * | 196.100 | 35.400 7 | 30.700 6 | 30.700 13 | 35.800 10 | 34.600 9 | 28.900 10 |
| 11 | Eagle Ridge | * | 195.100 | 36.200 5 | 30.100 7 | 29.800 14 | 39.200 3 | 32.900 10 | 26.900 13 |
| 12 | Dardano's | * | 185.100 | 32.700 12 | 27.000 12 | 32.200 10 | 33.500 13 | 31.200 13 | 28.500 11 |
| 13 | USA Flairs | * | 176.900 | 33.600 11 | 23.900 14 | 31.900 11 | 34.900 11 | 32.800 11 | 19.800 15 |
| 14 | CTC | * | 172.200 | 32.500 14T | 26.800 13 | 31.100 12 | 22.700 15 | 31.000 14 | 28.100 12 |
| 15 | Kinetic | * | 130.100 | 22.900 15 | 21.000 15 | 21.100 16 | 22.400 16 | 21.900 16 | 20.800 14 |
| 16 | Pinnacle | * | 128.600 | 22.600 16 | 18.200 16 | 22.600 15 | 23.500 14 | 23.500 15 | 18.200 16 |
| 17 | CATS | * | 71.600 | 12.100 18 | 10.500 19 | 12.000 18 | 12.600 18T | 13.100 17 | 11.300 18 |
| 18 | Xtreme Scottsdale | * | 69.400 | 10.900 21 | 8.300 23 | 13.000 17 | 12.800 17 | 12.700 18 | 11.700 17 |

Jr. Rocky Mountain Open 2019







Team Results

Jan 11-13, 2019

Page: 2
Printed: 1/12/2019 8:42:04 PM

Men / 10 / All Ages

Session: 4

| Rank | Gym | Team | Score |  |  |  |  |  |  |
|------|-------------------|------|---------------|---|--|---|---|---|---|
| 19 | Aspen | * | 66.900 | 11.100 20 | 11.100 17 | 10.200 22 | 12.200 20T | 11.700 20 | 10.600 20 |
| 20 | MCGA | * | 66.400 | 12.600 17 | 9.000 22 | 10.300 20T | 12.600 19T | 11.100 21 | 10.800 19 |
| 21 | Rogue | * | 64.300 | 12.000 19 | 10.000 20 | 11.300 19 | 10.400 22 | 12.000 19 | 8.600 21 |
| 22 | AirTime | * | 61.300 | 10.600 22 | 9.500 21 | 10.300 21T | 12.200 21T | 10.400 22 | 8.300 22 |
| 23 | Arizona Olympians | * | 21.100 | 10.400 23 | 10.700 18 | 0.000 23 | 0.000 23 | 0.000 23 | 0.000 23 |

Jr. Rocky Mountain Open 2019







Meet Results

Men / 61 / 8-9

Jan 11-13, 2019

Session: 5

Judge's Signatures

| Rank | Num | Name | Gym |  |  |  |  |  |  | AA |
|------|-----|-------------------------|-------------------|---|---|--|---|---|---|--------------------|
| 1 | 607 | Rocco Aragon | 5280 | 10.300 2 | 10.600 2 | 10.900 2 | 9.000 3 | 11.000 1 | 11.000 1 | 62.800 1 |
| 2T | 614 | Reese Terada | 5280 | 10.000 6 | 10.300 3 | 10.300 4 | 9.400 1 | 10.900 2 | 10.600 2T | 61.500 2T |
| 3T | 613 | Vaughn Smith | 5280 | 10.100 5 | 10.700 1 | 10.800 3 | 9.100 2 | 10.400 4 | 10.400 4 | 61.500 3T |
| 4 | 610 | Nikolai Crawford | 5280 | 10.200 3T | 9.300 7 | 11.000 1 | 8.900 4T | 10.700 3 | 10.600 3T | 60.700 4 |
| 5 | 671 | Keyan Yi | Gold Cup | 10.200 4T | 9.600 5 | 9.800 5T | 8.800 7T | 10.200 6 | 8.500 7 | 57.100 5 |
| 6T | 636 | Braxton Pretorius-Parks | Cahoy's | 10.600 1 | 8.500 12 | 9.800 6T | 8.400 13 | 10.000 7 | 8.300 8 | 55.600 6T |
| 7T | 618 | Parker Antonino | AirTime | 8.700 10 | 10.100 4 | 9.500 7 | 8.900 5T | 10.300 5 | 8.100 10T | 55.600 7T |
| 8 | 961 | Asher Spiro | Xtreme Scottsdale | 8.400 11 | 9.500 6 | 8.100 10 | 8.900 6T | 9.800 8 | 7.700 12T | 52.400 8 |
| 9 | 669 | Aiden Vega | Gold Cup | 9.200 8 | 7.800 14 | 8.900 9 | 8.700 9 | 9.400 11 | 8.200 9 | 52.200 9 |
| 10T | 962 | Ahren Tustin | Xtreme Scottsdale | 7.500 14 | 8.600 11 | 9.100 8 | 8.100 15 | 9.500 9T | 8.600 6 | 51.400 10T |
| 11T | 622 | Nick Ihli | AirTime | 9.100 9 | 9.000 8 | 7.100 14 | 8.600 10T | 8.800 12 | 8.800 5 | 51.400 11T |
| 12 | 658 | Alex Robertson | Eagle Ridge | 9.900 7 | 6.900 16 | 7.800 11 | 8.600 11T | 8.300 14 | 7.700 13T | 49.200 12 |
| 13 | 688 | Elias Edwards | Metro Stars | 8.300 12 | 8.700 9T | 7.500 12T | 8.800 8T | 8.500 13 | 6.700 15 | 48.500 13 |
| 14 | 621 | Landon Gray | AirTime | 8.000 13 | 7.900 13 | 6.400 15 | 8.300 14 | 9.500 10T | 8.100 11T | 48.200 14 |
| 15 | 947 | James McLaughlin | WSGL | 5.100 16 | 7.700 15 | 7.500 13T | 8.600 12T | 8.100 15 | 7.100 14 | 44.100 15 |
| 16 | 596 | Andyn Lofland | GU | 6.800 15 | 8.700 10T | 6.100 16 | 8.000 16 | 0.000 16 | 6.200 16 | 35.800 16 |

Jr. Rocky Mountain Open 2019






Meet Results

Men / 61 / 10-11

Session: 5

Jan 11-13, 2019

Judge's Signatures

| Rank | Num | Name | Gym |  |  |  |  |  |  | AA |
|------|-----|-----------------|--------------|---|---|--|---|---|---|--------------------|
| 1 | 616 | Connor Woller | 5280 | 10.300 2T | 10.800 2 | 10.400 1 | 9.100 6T | 10.600 1 | 10.700 1 | 61.900 1 |
| 2 | 611 | Owen Li | 5280 | 10.400 1 | 10.600 5T | 9.600 8 | 9.000 10T | 9.500 9T | 10.100 2 | 59.200 2 |
| 3 | 615 | Sammy Tessmer | 5280 | 10.000 5T | 9.800 12 | 10.200 2 | 9.000 11T | 10.500 2 | 9.000 7 | 58.500 3 |
| 4 | 949 | Toren Fedor | Xtreme | 10.300 3T | 10.600 6T | 9.500 9 | 9.200 4T | 10.000 6 | 8.500 10T | 58.100 4 |
| 5 | 941 | Braiden Beck | USA Flairs | 10.000 6T | 9.200 17T | 9.400 10T | 9.100 7T | 10.100 5 | 9.800 3 | 57.600 5 |
| 6 | 609 | Tyler Conzelman | 5280 | 9.400 9 | 10.500 7T | 9.700 5T | 9.100 8T | 9.900 7 | 8.800 8 | 57.400 6 |
| 7 | 648 | Jacob Rauch | Deltchev | 7.500 32T | 10.700 3T | 9.800 4 | 9.200 5T | 10.300 4 | 9.700 4 | 57.200 7 |
| 8T | 617 | Cole Yaley | 5280 | 9.300 10T | 10.500 8T | 9.400 11T | 9.300 2T | 9.100 13T | 8.700 9 | 56.300 8T |
| 9T | 641 | Adriano Padilla | CTC | 8.900 15 | 10.400 9T | 8.300 22 | 8.800 20T | 10.400 3 | 9.500 5 | 56.300 9T |
| 10T | 945 | Caiden Salado | USA Flairs | 9.700 7T | 10.900 1 | 7.900 26T | 8.800 21T | 8.800 18T | 8.300 15T | 54.400 10T |
| 11T | 608 | Nate Bierbrauer | 5280 | 8.700 18 | 9.300 16 | 9.700 6T | 9.400 1 | 9.400 11 | 7.900 22T | 54.400 11T |
| 12T | 677 | Peter Brown | IGTC | 10.300 4T | 9.600 14 | 8.200 23 | 8.900 15T | 9.100 14T | 7.800 24 | 53.900 12T |
| 13T | 952 | Nate Johnson | Xtreme | 9.700 8T | 9.400 15 | 8.800 17T | 8.800 22T | 8.800 19T | 8.400 13T | 53.900 13T |
| 14 | 942 | Arthur Bender | USA Flairs | 8.800 16T | 9.000 20 | 9.400 12T | 8.800 23T | 8.500 24T | 8.500 11T | 53.000 14 |
| 15 | 662 | Bryce Burt | Gold Cup | 8.400 22 | 9.200 18T | 9.700 7T | 8.800 24T | 8.700 21 | 7.600 27T | 52.400 15 |
| 16 | 956 | Gradon Vogel | Xtreme | 8.200 24T | 9.900 11 | 10.000 3 | 8.900 16T | 8.300 29T | 7.000 33T | 52.300 16 |
| 17 | 628 | Spencer Robson | Aspire | 8.800 17T | 10.400 10T | 7.500 32 | 8.600 30 | 8.800 20T | 8.100 18T | 52.200 17 |
| 18 | 686 | Lyfe Smith | MCGA | 9.000 14 | 8.900 21T | 7.600 31 | 9.100 9T | 9.100 15T | 8.300 16T | 52.000 18 |
| 19 | 944 | Kekoa Lau | USA Flairs | 8.200 25T | 10.700 4T | 8.400 21 | 8.100 38T | 8.100 32 | 8.100 19T | 51.600 19 |
| 20 | 674 | Asher Klein | Golden State | 8.000 26T | 8.300 28T | 9.400 13T | 8.700 27T | 9.200 12 | 7.700 25T | 51.300 20 |
| 21 | 684 | Micah Mirabella | Kinetic | 8.500 20T | 8.500 27 | 8.600 19 | 8.200 35T | 8.900 17 | 8.500 12T | 51.200 21 |
| 22 | 950 | Hayden Fons | Xtreme | 9.300 11T | 8.800 23T | 8.000 25 | 9.000 12T | 9.000 16 | 6.900 35T | 51.000 22 |
| 23 | 940 | Luke Barton | USA Flairs | 8.000 27T | 8.200 30T | 9.000 15T | 8.900 17T | 9.500 10T | 7.100 32 | 50.700 23 |
| 24T | 946 | David Villatoro | USA Flairs | 9.100 13 | 7.600 35 | 8.800 18T | 8.200 36T | 8.400 27T | 8.100 20T | 50.200 24T |
| 25T | 670 | Brandon Watts | Gold Cup | 7.900 28 | 8.300 29T | 9.000 16T | 8.900 18T | 8.200 31 | 7.900 23T | 50.200 25T |







Jr. Rocky Mountain Open 2019

Meet Results

Jan 11-13, 2019

Page: 2
Printed: 1/14/2019 9:22:56 AM

Men / 61 / 10-11
Session: 5

| Rank | Num | Name | Gym |  |  |  |  |  |  | AA |
|------|-----|--------------------|----------------|---|---|--|---|---|---|---------------|
| 26 | 626 | Samuel Fishman | Aspire | 8.300 23 | 6.900 39 | 9.200 14 | 8.900 19T | 8.300 30T | 8.400 14T | 50.000 26 |
| 27 | 605 | Shade ParkerHaase | 20 Mile | 8.500 21T | 8.200 31T | 8.500 20 | 7.500 42 | 8.400 28T | 8.200 17 | 49.300 27 |
| 28 | 625 | Keoki Clark | Aspire | 6.000 38T | 8.800 24T | 8.100 24 | 9.000 13T | 9.600 8 | 7.200 31 | 48.700 28 |
| 29 | 675 | Steele Bradley | IGTC | 7.600 30T | 9.700 13 | 7.000 35 | 8.000 40T | 8.500 25T | 6.800 37T | 47.600 29 |
| 30 | 954 | Tanner Scott | Xtreme | 8.600 19 | 6.000 41 | 6.500 37 | 8.700 28T | 7.900 34 | 9.100 6 | 46.800 30 |
| 31 | 695 | Tanner Black | SunDance | 7.600 31T | 8.900 22T | 7.300 33 | 8.200 37T | 7.700 36T | 7.000 34T | 46.700 31 |
| 32 | 604 | Drake Miller | 20 Mile | 5.500 40 | 8.800 25T | 7.900 27T | 8.000 41T | 8.500 26T | 6.800 38T | 45.500 32 |
| 33T | 649 | Cash Anderson | Eagle Ridge | 7.500 33T | 9.100 19 | 6.000 39 | 8.800 25T | 6.000 41T | 8.000 21 | 45.400 33T |
| 34T | 698 | Mason Smith | SunDance | 6.500 36 | 8.700 26 | 7.700 29T | 8.300 34 | 6.900 39 | 7.300 30 | 45.400 34T |
| 35 | 620 | Jaiden Goodman | AirTime | 7.000 34 | 7.500 36 | 7.700 30T | 9.000 14T | 7.700 37T | 6.200 39 | 45.100 35 |
| 36 | 630 | Devon Chandler | Boulder Flyers | 9.200 12 | 6.400 40 | 5.400 42 | 9.300 3T | 6.800 40 | 7.600 28T | 44.700 36 |
| 37 | 652 | Luke Carrigan | Eagle Ridge | 6.100 37 | 8.100 32 | 5.500 41 | 8.400 33 | 8.600 22T | 7.600 29T | 44.300 37 |
| 38 | 681 | Keelan Oppenlander | IGTC | 7.800 29 | 5.600 42 | 6.200 38 | 8.800 26T | 8.000 33 | 5.700 41 | 42.100 38 |
| 39 | 650 | Topher Baldwin | Eagle Ridge | 3.500 42 | 7.700 34 | 7.200 34 | 8.100 39T | 7.800 35 | 7.700 26T | 42.000 39 |
| 40 | 697 | Jacob Shiffer | SunDance | 6.000 39T | 7.400 37T | 5.800 40 | 8.500 31T | 7.300 38 | 6.100 40 | 41.100 40 |
| 41 | 948 | Jack Robertson | WSGL | 4.800 41 | 7.400 38T | 6.900 36 | 8.500 32T | 6.000 42T | 6.900 36T | 40.500 41 |
| 42 | 603 | Turner Heft | 20 Mile | 6.800 35 | 8.000 33 | 7.900 28T | 8.700 29T | 8.600 23T | _____ 42 | 40.000 42 |

Jr. Rocky Mountain Open 2019







Meet Results

Men / 61 / 12+

Session: 5

Jan 11-13, 2019

Judge's Signatures

| Rank | Num | Name | Gym |  |  |  |  |  |  | AA |
|------|-----|----------------------|-------------------|---|---|--|---|---|---|---------------------------|
| 1 | 943 | Jake Hoyt | USA Flairs | 9.800 4T | 10.300 3 | 10.500 1T | 9.000 3T | 10.400 2 | 9.300 8 | 59.300 1 |
| 2 | 951 | Matan Gold-Edelstein | Xtreme | 9.300 9T | 10.600 2 | 10.500 2T | 8.200 28T | 11.000 1 | 9.600 4T | 59.200 2 |
| 3 | 953 | Nicholas Kastner | Xtreme | 9.700 6T | 10.800 1 | 8.400 18T | 8.600 15T | 10.300 3 | 9.900 1 | 57.700 3 |
| 4 | 639 | Sam Hartman | CTC | 9.800 5T | 9.200 7T | 9.800 4 | 8.700 10T | 9.800 7T | 9.800 2T | 57.100 4 |
| 5 | 680 | Cormac Lacey | IGTC | 8.900 17T | 10.000 4 | 9.600 5 | 8.400 25T | 9.700 10T | 9.800 3T | 56.400 5 |
| 6 | 667 | Artiom Kuzmin | Gold Cup | 10.100 2T | 8.800 13T | 9.900 3 | 8.500 22T | 10.100 4 | 7.500 23T | 54.900 6 |
| 7 | 606 | Zachary Tebbe | 20 Mile | 10.300 1 | 8.300 19T | 8.300 20 | 8.900 7T | 9.800 8T | 8.900 11T | 54.500 7 |
| 8 | 960 | Jax Kreshock | Xtreme Scottsdale | 9.700 7T | 9.200 8T | 9.000 11 | 8.800 9 | 9.400 16T | 8.200 17 | 54.300 8 |
| 9 | 664 | Evan Duran | Gold Cup | 9.300 10T | 8.000 22 | 9.200 8 | 9.100 2 | 9.800 9T | 8.800 13 | 54.200 9 |
| 10 | 955 | Tyler Travis | Xtreme | 9.000 16 | 8.400 18 | 8.700 13T | 8.900 8T | 9.600 13T | 9.500 6T | 54.100 10 |
| 11 | 653 | Giannluca Gutierrez | Eagle Ridge | 9.200 11T | 9.700 5T | 9.100 9T | 8.400 26T | 8.900 28 | 7.800 18 | 53.100 11 |
| 12 | 678 | Mason Durocher | IGTC | 8.100 22 | 7.800 23 | 9.500 6 | 8.200 29T | 9.700 11T | 9.600 5T | 52.900 12 |
| 13 | 682 | Ignacio Rivera | IGTC | 7.600 27T | 9.700 6T | 9.100 10T | 8.500 23T | 9.700 12T | 7.500 24T | 52.100 13 |
| 14T | 656 | Will Miller | Eagle Ridge | 6.800 31 | 9.100 9T | 9.400 7 | 8.700 11T | 9.900 6 | 7.500 25T | 51.400 14T |
| 15T | 601 | Thayden Davis | 20 Mile | 9.100 13T | 8.900 12 | 8.600 15T | 8.500 24T | 9.100 22T | 7.200 28 | 51.400 15T |
| 16 | 957 | Ryan Fletcher | Xtreme Scottsdale | 8.000 23T | 9.000 11 | 7.600 24 | 8.700 12T | 9.400 17T | 8.600 14 | 51.300 16 |
| 17 | 683 | Elijah Zickel | IGTC | 8.800 19 | 8.300 20T | 7.100 27T | 9.000 4T | 9.600 14T | 8.300 15T | 51.100 17 |
| 18T | 668 | Casper Strauss | Gold Cup | 7.800 25T | 8.700 16 | 8.800 12 | 8.600 17* | 9.200 20T | 7.600 20T | 50.700 18T |
| 19T | 689 | Evan Frey | Metro Stars | 7.600 28T | 8.300 21T | 8.000 21 | 8.600 16* | 9.100 23T | 9.100 9 | 50.700 19T |
| 20 | 602 | Gavin Graham | 20 Mile | 8.400 21 | 8.800 14T | 7.100 28T | 9.000 5T | 9.400 18T | 7.700 19 | 50.400 20 |
| 21 | 687 | Taylor Eadie | Metro Stars | 9.100 14T | 5.200 32 | 8.500 17 | 9.000 6T | 9.000 26T | 9.500 7T | 50.300 21 |
| 22 | 699 | Travis Williams | SunDance | 8.000 24T | 7.700 24 | 8.700 14T | 8.700 13T | 8.700 30T | 8.300 16T | 50.100 22 |
| 23 | 679 | Michael Kopecky | IGTC | 8.600 20 | 6.600 30 | 7.300 25T | 8.600 18T | 10.000 5 | 8.900 12T | 50.000 23 |
| 24 | 657 | Luke Montoya | Eagle Ridge | 9.500 8 | 9.100 10T | 8.400 19T | 8.200 30T | 8.700 31T | 6.000 33 | 49.900 24 |
| 25 | 696 | Max Lemke | SunDance | 10.100 3T | 7.500 26T | 7.300 26T | 7.700 33 | 9.300 19 | 7.500 26T | 49.400 25 |







Jr. Rocky Mountain Open 2019

Meet Results

Jan 11-13, 2019

Page: 2
Printed: 1/14/2019 9:23:32 AM

Men / 61 / 12+
Session: 5

| Rank | Num | Name | Gym |  |  |  |  |  |  | AA |
|------|-----|------------------|-------------------|---|---|--|---|---|---|---------------|
| 26 | 676 | Trex Brinkerhoff | IGTC | 9.200 12T | 7.100 29 | 8.600 16T | 8.600 19T | 8.800 29 | 6.800 31 | 49.100 26 |
| 27 | 665 | Alejandro Gomez | Gold Cup | 7.300 29 | 8.500 17 | 7.700 23 | 8.700 14T | 9.000 27T | 7.000 30 | 48.200 27 |
| 28 | 632 | Ari Parker | Boulder Flyers | 7.000 30 | 7.600 25 | 7.800 22 | 8.000 31 | 9.500 15 | 7.500 27T | 47.400 28 |
| 29 | 660 | Robby Taylor | Elite | 9.100 15T | 6.200 31 | 6.700 30 | 9.200 1 | 9.100 24T | 6.700 32 | 47.000 29 |
| 30T | 959 | Reilley Herf | Xtreme Scottsdale | 5.900 33 | 8.800 15T | 5.500 31 | 8.300 27 | 9.200 21T | 9.000 10 | 46.700 30T |
| 31T | 600 | Roland Chodera | 20 Mile | 8.900 18T | 7.500 27T | 5.000 32 | 8.600 20T | 9.100 25T | 7.600 21T | 46.700 31T |
| 32 | 631 | Matthew Fudala | Boulder Flyers | 6.500 32 | 7.400 28 | 6.900 29 | 8.600 21T | 8.400 32 | 7.600 22T | 45.400 32 |
| 33 | 651 | Owen Black | Eagle Ridge | 7.800 26T | 5.000 33 | 4.100 33 | 7.900 32 | 7.700 33 | 7.100 29 | 39.600 33 |

Jr. Rocky Mountain Open 2019

Meet Results







Jan 11-13, 2019

Page: 1
Printed: 1/14/2019 9:24:10 AM

Men / 62 / 10-11

Session: 5

Judge's Signatures

| Rank | Num | Name | Gym |  |  |  |  |  |  | AA |
|------|-----|------------------|--------------|---|---|--|---|---|---|--------------------|
| 1 | 637 | J.J. Schirmer | Cahoy's | 7.000 3T | 9.400 1 | 8.100 1T | 8.600 5T | 8.600 1T | 8.400 1 | 50.100 1 |
| 2 | 640 | Rayne Henriquez | CTC | 7.400 1T | 8.300 5T | 7.200 4 | 8.600 6T | 7.900 5T | 7.600 5 | 47.000 2 |
| 3 | 619 | Sonny Blas | AirTime | 7.400 2T | 8.300 6T | 7.000 5 | 8.800 3T | 7.500 7 | 7.900 3 | 46.900 3 |
| 4 | 673 | Jack Cullinan | Golden State | 6.300 6T | 8.200 7 | 7.600 3 | 9.200 1 | 7.900 6T | 7.100 8 | 46.300 4 |
| 5 | 638 | Barret Valasek | Cahoy's | 7.000 4T | 9.000 2 | 6.200 8 | 8.100 11 | 8.600 2T | 7.300 6T | 46.200 5 |
| 6 | 694 | Sully Palaia | Pinnacle | 6.300 7T | 8.400 4 | 8.100 2T | 8.900 2 | 6.300 11 | 6.700 10 | 44.700 6 |
| 7 | 633 | Kristian Cormaci | Cahoy's | 6.000 9 | 8.700 3 | 6.100 9 | 8.400 9T | 8.000 4 | 6.900 9 | 44.100 7 |
| 8 | 635 | Carson Oakeson | Cahoy's | 6.300 8T | 4.400 11 | 6.700 6 | 8.500 8 | 8.200 3 | 8.300 2 | 42.400 8 |
| 9 | 672 | Cedar Hale | Golden | 6.900 5 | 6.000 9T | 6.300 7 | 8.400 10T | 6.500 10 | 7.300 7T | 41.400 9 |
| 10 | 634 | Graydon Cory | Cahoy's | 5.900 10 | 6.200 8 | 5.900 10 | 8.600 7T | 6.800 8T | 7.700 4 | 41.100 10 |
| 11 | 693 | Rogan Isaacs | Pinnacle | 5.100 11 | 6.000 10T | 5.000 11 | 8.800 4T | 6.800 9T | 6.200 11 | 37.900 11 |

Jr. Rocky Mountain Open 2019

Meet Results







Jan 11-13, 2019

Page: 1
Printed: 1/14/2019 9:24:31 AM

Men / 62 / 12+

Session: 5

Judge's Signatures

| Rank | Num | Name | Gym |  |  |  |  |  |  | AA |
|------|-----|-----------------|-------------|---|---|--|---|---|---|--------------------|
| 1 | 643 | Samuel Tedeschi | CTC | 9.100 1 | 9.000 1 | 8.400 2 | 8.700 1 | 9.300 2 | 8.800 2 | 53.300 1 |
| 2 | 612 | Dom Niehoff | 5280 | 8.300 4 | 8.500 3 | 9.000 1 | 8.500 2T | 8.800 3T | 7.700 5T | 50.800 2 |
| 3 | 647 | Asher Khan | Dardano's | 7.600 5 | 8.200 5 | 6.200 9 | 8.400 4T | 9.500 1 | 9.000 1 | 48.900 3 |
| 4 | 644 | Timur Winslow | CTC | 8.700 2 | 8.700 2 | 7.300 5T | 8.500 3T | 8.600 5T | 6.900 9 | 48.700 4 |
| 5 | 645 | Ethan Conklin | Dardano's | 8.500 3 | 7.700 6 | 6.500 7T | 8.300 8 | 8.400 8T | 7.700 6T | 47.100 5 |
| 6 | 646 | Trevor Hajek | Dardano's | 7.000 8 | 7.200 8 | 7.600 4 | 8.400 5T | 8.600 6T | 8.200 3 | 47.000 6 |
| 7 | 690 | Davin Wang | Metro Stars | 7.400 6T | 6.900 9 | 8.000 3 | 8.400 6T | 8.800 4T | 7.300 7 | 46.800 7 |
| 8 | 692 | Landon Young | Metro Stars | 7.400 7T | 7.600 7 | 7.300 6T | 8.400 7T | 8.500 7 | 7.200 8 | 46.400 8 |
| 9 | 642 | Carter Phillips | CTC | 6.400 9 | 6.000 10 | 6.500 8T | 7.900 10 | 8.400 9T | 7.800 4 | 43.000 9 |
| 10 | 691 | Charlie Ward | Metro Stars | 5.600 10 | 8.300 4 | 5.500 10 | 8.000 9 | 8.400 10T | 6.500 10 | 42.300 10 |

Jr. Rocky Mountain Open 2019







Meet Results

Men / 51 / 7-8

Session: 6

Jan 11-13, 2019

Judge's Signatures

| Rank | Num | Name | Gym |  |  |  |  |  |  | AA |
|------|-----|-------------------|----------------|---|---|--|---|---|---|--------------------|
| 1 | 513 | Joshua Gonzales | 5280 | 10.700 1 | 10.300 2 | 10.300 2 | 9.300 1T | 10.700 1 | 9.800 1 | 61.100 1 |
| 2 | 544 | Darian Samuel | Cahoy's | 8.900 6 | 9.900 3 | 10.600 1 | 9.000 3T | 9.800 2T | 8.700 3T | 56.900 2 |
| 3 | 973 | Jake Mathews | IGTC | 10.300 2 | 9.700 5 | 9.400 6 | 8.000 11T | 9.800 3T | 9.600 2 | 56.800 3 |
| 4 | 501 | Anderson Armour | 20 Mile | 9.200 3 | 9.100 9 | 9.100 8T | 8.900 6T | 9.500 4 | 8.700 4T | 54.500 4 |
| 5 | 516 | Brendan Marquardt | 5280 | 8.600 7 | 10.400 1 | 10.100 3 | 8.900 7T | 8.100 11 | 8.200 8T | 54.300 5 |
| 6 | 509 | Joshua Varghese | 20 Mile | 9.000 4T | 9.400 6T | 9.100 9T | 9.000 4T | 9.300 5 | 8.400 6T | 54.200 6 |
| 7 | 597 | Carter DuBray | RCGA | 9.000 5T | 9.800 4 | 10.000 4 | 7.900 13 | 7.600 13 | 8.100 10 | 52.400 7 |
| 8 | 986 | Ethan Mason | MCGA | 8.300 8 | 9.400 7T | 9.200 7 | 7.700 14 | 8.200 9T | 8.400 7T | 51.200 8 |
| 9 | 506 | Finn Higgins | 20 Mile | 7.500 10 | 9.000 10 | 8.400 13 | 9.300 2T | 8.200 10T | 8.500 5 | 50.900 9 |
| 10 | 540 | Mason Martin | Boulder Flyers | 6.700 13 | 8.800 11T | 9.500 5 | 8.500 9 | 9.100 7 | 7.900 11 | 50.500 10 |
| 11 | 533 | Brent Mull | Aspire | 6.900 11 | 8.800 12T | 8.500 12 | 8.300 10 | 9.200 6 | 8.200 9T | 49.900 11 |
| 12 | 584 | Taven Christensen | Gold Cup | 7.600 9 | 7.300 15 | 8.600 11 | 8.800 8 | 6.800 15 | 7.600 12 | 46.700 12 |
| 13 | 592 | Kaleb Shaw | Gold Cup | 6.100 14 | 9.200 8 | 7.900 15 | 9.000 5T | 6.900 14 | 7.400 13 | 46.500 13 |
| 14 | 574 | Gabriel Urbany | Eagle Ridge | 6.800 12 | 8.700 13 | 9.000 10 | 7.500 15 | 8.600 8 | 5.500 15 | 46.100 14 |
| 15 | 547 | Aidan Herrera | Cruces | 5.200 15 | 8.400 14 | 8.200 14 | 8.000 12T | 7.900 12 | 6.100 14 | 43.800 15 |

Jr. Rocky Mountain Open 2019







Meet Results

Men / 51 / 9-10

Session: 6

Jan 11-13, 2019

Judge's Signatures

| Rank | Num | Name | Gym |  |  |  |  |  |  | AA |
|------|-----|-------------------|-------------------|---|---|--|---|---|---|--------------------|
| 1 | 521 | Maddox Brower | Arizona Olympians | 10.600 2 | 10.900 1T | 11.100 2 | 9.100 7T | 11.000 2 | 10.500 2 | 63.200 1 |
| 2 | 511 | Cooper Bullock | 5280 | 10.400 4T | 10.700 4T | 10.700 5T | 9.100 8T | 10.700 4 | 11.100 1 | 62.700 2 |
| 3 | 527 | Tyler Pennock | Arizona Olympians | 10.300 6T | 10.900 2T | 10.700 6T | 8.000 47T | 11.100 1 | 9.800 7T | 60.800 3 |
| 4 | 518 | Conlan Preikschat | 5280 | 9.400 14T | 10.000 12 | 10.600 7 | 9.400 1 | 10.900 3 | 10.300 4 | 60.600 4 |
| 5 | 514 | Asher Kuykendall | 5280 | 10.500 3 | 10.200 8T | 10.800 4 | 8.500 39T | 10.400 6 | 9.000 14T | 59.400 5 |
| 6 | 524 | Christian Jones | Arizona Olympians | 9.200 19T | 10.800 3 | 11.200 1 | 9.000 14T | 9.500 13T | 9.500 10 | 59.200 6 |
| 7 | 517 | Liam McCandless | 5280 | 10.400 5T | 8.900 22T | 10.900 3 | 8.700 31T | 9.800 9 | 10.000 6 | 58.700 7 |
| 8T | 512 | Ben Dassow | 5280 | 8.900 22T | 10.500 6T | 10.100 13 | 8.700 32T | 9.500 14T | 10.400 3 | 58.100 8T |
| 9T | 515 | Nikolai Mannsfeld | 5280 | 10.000 9T | 9.600 15 | 10.200 11T | 8.600 37T | 9.600 12 | 10.100 5 | 58.100 9T |
| 10 | 529 | Hunter Arnold | Aspire | 10.700 1 | 9.000 20T | 9.400 17T | 9.000 15T | 10.200 7T | 9.400 11T | 57.700 10 |
| 11T | 976 | Tyler Wacker | IGTC | 8.500 29 | 10.700 5T | 9.700 15 | 9.200 3T | 10.200 8T | 8.400 19T | 56.700 11T |
| 12T | 578 | Tyler Crecelius | Frontier | 9.300 16T | 10.200 9T | 10.200 12T | 8.800 22T | 9.200 17T | 9.000 15T | 56.700 12T |
| 13 | 977 | Cayden Zickel | IGTC | 9.700 11T | 9.900 13 | 8.400 34 | 9.000 16T | 8.600 25 | 9.800 8T | 55.400 13 |
| 14 | 970 | Eli Kotzker | IGTC | 8.300 35T | 8.700 28T | 10.400 9 | 7.800 50 | 10.500 5 | 9.600 9 | 55.300 14 |
| 15 | 537 | Max Draudt | Boulder Flyers | 8.900 23T | 9.200 18T | 10.300 10 | 8.800 23T | 9.700 10T | 8.000 28T | 54.900 15 |
| 16 | 993 | Christian Wang | Metro Stars | 9.100 21 | 9.400 17 | 9.600 16 | 8.800 24T | 9.200 18T | 8.500 17T | 54.600 16 |
| 17 | 996 | Jensen Kinnaird | Mountain | 10.100 8 | 9.700 14 | 8.900 25T | 8.800 25T | 8.700 23T | 8.000 29T | 54.200 17 |
| 18T | 554 | James Linstrom | Dardano's | 9.300 17T | 8.100 36T | 10.500 8 | 9.200 4T | 7.800 36T | 9.200 13 | 54.100 18T |
| 19T | 556 | Reed Ralston | Dardano's | 10.000 10T | 7.800 39 | 9.200 21T | 8.800 26T | 8.900 20T | 9.400 12T | 54.100 19T |
| 20T | 534 | Conor Smith | Aspire | 10.300 7T | 8.800 27* | 8.900 26T | 8.500 40T | 9.300 16* | 8.100 26T | 53.900 20T |
| 21T | 589 | James Lott | Gold Cup | 9.700 12T | 8.800 26* | 8.700 30T | 9.100 9T | 9.300 15* | 8.300 21T | 53.900 21T |
| 22 | 507 | Seamus Monaghan | 20 Mile | 8.200 37 | 9.000 21T | 9.900 14 | 7.900 49 | 9.700 11T | 8.300 22T | 53.000 22 |
| 23 | 549 | Rafael Gonzalez | CTC | 9.200 20T | 10.200 10T | 8.100 39T | 8.900 20T | 8.000 31T | 7.900 34T | 52.300 23 |
| 24 | 575 | Noah Urquidez | Eagle Ridge | 9.400 15T | 8.400 31T | 9.400 18T | 9.300 2 | 7.600 39T | 8.000 30T | 52.100 24 |
| 25 | 975 | Thomas Smith | IGTC | 8.800 24T | 10.200 11T | 8.100 40T | 9.100 10T | 7.900 33T | 7.800 37 | 51.900 25 |







Jr. Rocky Mountain Open 2019

Meet Results

Men / 51 / 9-10

Session: 6

Jan 11-13, 2019







| Rank | Num | Name | Gym |  |  |  |  |  |  | AA |
|------|-----|-------------------|-------------|---|---|--|---|---|---|---------------|
| 26 | 587 | Adam Killebrew | Gold Cup | 9.600 13 | 8.400 32T | 8.900 27T | 8.900 21T | 8.500 26T | 7.500 40T | 51.800 26 |
| 27 | 974 | Murphy Smith | IGTC | 7.900 40T | 10.500 7T | 7.800 44T | 9.100 11T | 7.900 34T | 8.100 27T | 51.300 27 |
| 28T | 591 | Greyson Overman | Gold Cup | 9.300 18T | 8.700 29T | 8.900 28T | 9.000 17* | 7.200 47T | 7.900 35T | 51.000 28T |
| 29T | 493 | Ayden Quattlebaum | SunDance | 7.800 42T | 8.900 23T | 8.600 33 | 9.200 5T | 8.800 22 | 7.700 38T | 51.000 29T |
| 30T | 502 | Korbin Bobo | 20 Mile | 8.800 25T | 8.500 30 | 8.700 31T | 9.000 18* | 7.800 37T | 8.200 23T | 51.000 30T |
| 31T | 582 | Nathan Bowen | Gold Cup | 8.700 26T | 8.400 33T | 8.800 29 | 8.700 33T | 8.400 28 | 8.000 31T | 51.000 31T |
| 32 | 985 | Xander Longaker | MCGA | 7.900 41T | 9.200 19T | 8.700 32T | 8.800 27T | 8.000 32T | 8.000 32T | 50.600 32 |
| 33T | 971 | Conor Kreft | IGTC | 8.400 30T | 7.300 46 | 9.300 19* | 8.700 34T | 7.600 40T | 8.700 16 | 50.000 33T |
| 34T | 497 | Ethan Teague | SunDance | 8.100 38 | 7.500 43* | 9.300 20* | 8.000 48T | 8.700 24T | 8.400 20T | 50.000 34T |
| 35T | 505 | Blaine Graham | 20 Mile | 7.800 43T | 7.500 42* | 8.100 41T | 9.100 12T | 9.000 19 | 8.500 18T | 50.000 35T |
| 36 | 552 | Jacob Anderson | Dardano's | 7.700 44 | 6.900 48T | 9.200 22T | 9.200 6T | 8.500 27T | 8.200 24T | 49.700 36 |
| 37 | 535 | Teigan Tobin | Aspire | 8.400 31T | 8.900 24T | 9.100 23 | 8.800 28T | 7.400 41T | 7.000 43T | 49.600 37 |
| 38 | 579 | Evan Homan | Frontier | 8.400 32T | 7.400 45 | 7.800 45T | 8.500 41T | 8.900 21T | 8.200 25T | 49.200 38 |
| 39 | 566 | Zeke Martinez | Eagle Ridge | 8.400 33T | 8.100 37T | 9.000 24 | 8.800 29T | 7.700 38 | 7.000 44T | 49.000 39 |
| 40 | 503 | Hunter Bull | 20 Mile | 7.300 46 | 8.900 25T | 8.300 35 | 9.000 19T | 7.100 49 | 8.000 33T | 48.600 40 |
| 41 | 577 | Robbie Wodnik | Excel | 7.100 48 | 8.300 34 | 8.200 36T | 9.100 13T | 7.400 42T | 7.700 39T | 47.800 41 |
| 42 | 590 | Tasman Lupo | Gold Cup | 8.000 39 | 8.200 35 | 6.500 53 | 8.600 38T | 7.900 35T | 7.900 36T | 47.100 42 |
| 43 | 588 | Andrew Laws | Gold Cup | 8.400 34T | 8.100 38T | 7.500 47 | 8.800 30T | 7.200 48T | 6.700 47T | 46.700 43 |
| 44 | 583 | Ethan Carter | Gold Cup | 7.400 45 | 7.600 40T | 8.200 37T | 8.400 42T | 8.300 29 | 6.300 50T | 46.200 44 |
| 45 | 531 | Levi Gutierrez | Aspire | 8.700 27T | 7.600 41T | 7.900 42T | 8.300 44T | 6.000 53 | 7.000 45T | 45.500 45 |
| 46T | 500 | Myles Anderson | 20 Mile | 7.000 49 | 7.500 44T | 7.400 49* | 8.400 43T | 7.400 43T | 6.300 51T | 44.000 46T |
| 47T | 530 | Louis Friedberg | Aspire | 6.800 51 | 6.600 51 | 7.400 48* | 7.500 53 | 8.200 30 | 7.500 41T | 44.000 47T |
| 48 | 504 | Cyrus Eaton | 20 Mile | 6.900 50 | 6.900 49T | 7.400 50T | 8.700 35T | 7.000 50 | 7.000 46T | 43.900 48 |
| 49T | 567 | Cash Morrison | Eagle Ridge | 8.300 36T | 5.000 52* | 7.900 43T | 8.700 36T | 7.300 45T | 6.500 49 | 43.700 49T |
| 50T | 520 | Javier Tafoya | 5280 | 8.600 28 | 5.000 53* | 7.700 46 | 8.300 45T | 7.400 44T | 6.700 48T | 43.700 50T |

Jr. Rocky Mountain Open 2019

Meet Results

Jan 11-13, 2019

Men / 51 / 9-10
Session: 6

| Rank | Num | Name | Gym |  |  |  |  |  |  | AA |
|------|-----|----------------|----------------|---|---|--|---|---|---|--------------|
| 51 | 563 | Alex Friedt | Eagle Ridge | 7.200 47 | 7.000 47 | 8.200 38T | 8.100 46 | 6.700 51 | 6.300 52T | 43.500 51 |
| 52 | 508 | Anthony Romero | 20 Mile | 6.000 52 | 6.900 50T | 7.100 51 | 7.600 52 | 7.300 46T | 7.200 42 | 42.100 52 |
| 53 | 542 | Jaiden Smith | Boulder Flyers | 5.900 53 | 9.500 16 | 6.800 52 | 7.700 51 | 6.300 52 | 5.000 53 | 41.200 53 |

Jr. Rocky Mountain Open 2019







Meet Results

Men / 51 / 11+

Session: 6

Jan 11-13, 2019

Judge's Signatures

| Rank | Num | Name | Gym |  |  |  |  |  |  | AA |
|------|-----|-------------------------|-------------------|---|---|--|---|---|---|--------------------|
| 1 | 523 | Matthew Johnson | Arizona Olympians | 10.600 1 | 11.200 1 | 10.000 6 | 9.700 1 | 10.000 2 | 9.900 2 | 61.400 1 |
| 2 | 594 | Constantine Francisco | Golden State | 9.800 4 | 10.700 3T | 11.100 1 | 8.800 17T | 10.700 1 | 9.800 3 | 60.900 2 |
| 3 | 581 | Diego Apodaca | Gold Cup | 9.300 5T | 10.100 7 | 9.900 7T | 9.200 5T | 9.400 9T | 9.500 4T | 57.400 3 |
| 4 | 483 | Jackson Moss | 5280 | 9.000 8T | 9.300 18 | 10.300 2 | 8.800 18T | 9.800 3 | 9.100 6T | 56.300 4 |
| 5 | 528 | Nicolas Acevedo-Mendoza | Aspire | 9.300 6T | 9.500 13T | 9.900 8T | 9.300 3T | 9.400 10T | 8.600 11T | 56.000 5 |
| 6 | 510 | Sam Bierbrauer | 5280 | 8.800 10 | 9.600 11T | 9.900 9T | 8.500 29T | 9.600 7 | 9.500 5T | 55.900 6 |
| 7T | 526 | Austin Larsen | Arizona Olympians | 7.300 22T | 10.900 2 | 9.900 10T | 7.700 33 | 9.700 4* | 10.200 1 | 55.700 7T |
| 8T | 519 | Kyle Rose | 5280 | 9.300 7T | 9.600 12T | 9.600 12T | 8.900 11T | 9.700 5* | 8.600 12T | 55.700 8T |
| 9 | 982 | Riley Berry | MCGA | 8.000 17T | 10.300 6 | 10.100 4T | 8.600 25T | 9.500 8 | 9.100 7T | 55.600 9 |
| 10T | 522 | Benjamin Hunter | Arizona Olympians | 9.000 9T | 10.400 5 | 9.300 20T | 9.300 4T | 9.400 11T | 8.100 19T | 55.500 10T |
| 11T | 558 | Nathan Salcedo | Deltchev | 9.900 2T | 10.000 8 | 10.200 3 | 8.800 19T | 9.100 15 | 7.500 25 | 55.500 11T |
| 12 | 586 | Tanner Groves | Gold Cup | 9.900 3T | 9.400 15T | 8.900 23T | 9.100 7T | 8.700 18T | 8.900 9 | 54.900 12 |
| 13 | 496 | William Stahl | SunDance | 8.500 11T | 9.700 10 | 9.400 17T | 8.600 26T | 9.200 13T | 8.800 10 | 54.200 13 |
| 14 | 553 | Spencer Caplan | Dardano's | 8.500 12T | 9.200 19T | 9.800 11 | 8.800 20T | 9.000 16 | 8.600 13T | 53.900 14 |
| 15 | 972 | Oscar Mackey | IGTC | 7.100 24T | 9.800 9 | 8.900 24T | 9.400 2 | 9.200 14T | 8.500 15T | 52.900 15 |
| 16 | 525 | Kieryn Kent | Arizona Olympians | 7.000 26 | 9.500 14T | 9.400 18T | 8.800 21T | 8.700 19T | 9.000 8 | 52.400 16 |
| 17 | 988 | Cooper Morris | MCGA | 8.200 14 | 10.700 4T | 8.100 28T | 8.800 22T | 8.300 23 | 8.100 20T | 52.200 17 |
| 18 | 485 | Brennan Armitage | SunDance | 5.500 32 | 9.400 16T | 9.500 14T | 9.000 10 | 9.700 6T | 8.200 18 | 51.300 18 |
| 19 | 539 | Mitchell Louie | Boulder Flyers | 8.400 13 | 7.700 30 | 9.500 15T | 8.500 30T | 8.900 17 | 7.800 22T | 50.800 19 |
| 20 | 987 | Micah Moody | MCGA | 7.900 19 | 8.700 23T | 9.600 13T | 9.100 8T | 7.500 32T | 7.800 23T | 50.600 20 |
| 21 | 532 | Carlos Lopez | Aspire | 8.100 15T | 9.400 17T | 9.300 21T | 8.700 23T | 8.200 24T | 6.500 31T | 50.200 21 |
| 22T | 598 | Riley Roe | RCGA | 8.100 16T | 8.700 24T | 10.100 5T | 8.100 32 | 7.800 28 | 6.500 32T | 49.300 22T |
| 23T | 495 | Keegan Schiffbauer | SunDance | 7.100 25T | 9.100 21T | 7.500 33 | 8.900 12T | 8.200 25T | 8.500 16T | 49.300 23T |
| 24 | 489 | Liam Holliday | SunDance | 8.000 18T | 8.200 27T | 7.700 32 | 8.900 13T | 8.500 21 | 7.900 21 | 49.200 24 |
| 25 | 551 | Alexander Peroulas | CTC | 6.700 28 | 9.200 20T | 7.800 31 | 9.100 9T | 8.400 22 | 7.300 26 | 48.500 25 |







Jr. Rocky Mountain Open 2019

Meet Results

Jan 11-13, 2019

Page: 2
Printed: 1/14/2019 9:25:45 AM

Men / 51 / 11+
Session: 6

| Rank | Num | Name | Gym |  |  |  |  |  |  | AA |
|------|-----|-----------------|----------------|---|---|--|---|---|---|---------------|
| 26 | 585 | Logan Copeland | Gold Cup | 7.300 23T | 9.100 22T | 7.900 30 | 8.700 24T | 7.500 33T | 7.800 24T | 48.300 26 |
| 27T | 555 | Frank McGinn | Dardano's | 7.400 21 | 4.300 33 | 9.500 16T | 9.200 6T | 9.400 12T | 8.300 17 | 48.100 27T |
| 28T | 998 | Matthew Snyder | Mountain | 7.700 20 | 8.500 25T | 8.700 25T | 8.900 14T | 7.600 30T | 6.700 30 | 48.100 28T |
| 29 | 538 | Caiden Gilbert | Boulder Flyers | 5.300 33 | 8.200 28T | 8.700 26T | 8.400 31 | 8.600 20 | 8.600 14T | 47.800 29 |
| 30 | 572 | Johnny Tran | Eagle Ridge | 6.400 29T | 8.500 26T | 9.000 22 | 8.600 27T | 7.600 31T | 7.100 27T | 47.200 30 |
| 31 | 541 | Alec Schlomberg | Boulder Flyers | 6.400 30T | 8.200 29T | 8.100 29T | 8.600 28T | 8.000 26 | 7.100 28T | 46.400 31 |
| 32 | 599 | Cian Morris | WSGL | 6.800 27 | 7.200 31 | 9.400 19T | 8.900 15T | 7.900 27 | 5.300 33 | 45.500 32 |
| 33 | 564 | Geddy Jaramillo | Eagle Ridge | 5.600 31 | 6.900 32 | 8.400 27 | 8.900 16T | 7.700 29 | 6.800 29 | 44.300 33 |

Jr. Rocky Mountain Open 2019

Meet Results







Jan 11-13, 2019

Page: 1
Printed: 1/14/2019 9:26:08 AM

Men / 52 / 7-8

Session: 6

Judge's Signatures

| Rank | Num | Name | Gym |  |  |  |  |  |  | AA |
|------|-----|----------------|-------------|---|---|--|---|---|---|--------------------|
| 1 | 990 | Easton Merwald | Metro Stars | 7.200 2 | 8.800 1 | 9.100 1 | 8.600 2T | 7.800 1 | 7.300 3 | 48.800 1 |
| 2 | 979 | Noah McCree | Kinetic | 7.300 1 | 8.600 3 | 8.200 4 | 8.600 3T | 6.300 5 | 7.600 1T | 46.600 2 |
| 3 | 980 | Eli Mirabella | Kinetic | 5.900 4T | 8.300 4 | 8.400 3 | 8.500 4 | 7.500 2 | 7.600 2T | 46.200 3 |
| 4 | 992 | Treyvn Renz | Metro Stars | 6.200 3 | 7.800 6 | 8.700 2 | 8.700 1 | 7.100 3 | 6.400 5 | 44.900 4 |
| 5 | 991 | Jack Reilly | Metro Stars | 5.500 6 | 7.900 5 | 7.800 5 | 8.300 5 | 6.500 4 | 6.800 4 | 42.800 5 |
| 6 | 997 | Steven Rogers | Mountain | 5.400 7 | 8.700 2 | 6.000 8 | 7.900 7 | 6.100 6 | 5.800 6T | 39.900 6 |
| 7 | 486 | Isaac Austin | SunDance | 5.900 5T | 5.500 7 | 6.300 7 | 7.300 8 | 5.400 7 | 5.600 8 | 36.000 7 |
| 8 | 573 | Rocco Trujillo | Eagle Ridge | 4.100 8 | 5.200 8 | 6.400 6 | 8.100 6 | 5.300 8 | 5.800 7T | 34.900 8 |

Jr. Rocky Mountain Open 2019

Meet Results







Jan 11-13, 2019

Page: 1
Printed: 1/14/2019 9:26:27 AM

Men / 52 / 9-10

Session: 6

Judge's Signatures

| Rank | Num | Name | Gym |  |  |  |  |  |  | AA |
|------|-----|--------------------------|--------------|---|---|--|---|---|---|--------------------|
| 1 | 595 | Sevi Keshishian | Golden State | 7.400 5 | 8.600 2T | 8.400 3 | 8.700 4T | 9.000 1T | 7.800 4 | 49.900 1 |
| 2 | 593 | Jude Allen | Golden State | 8.100 1 | 8.700 1 | 7.300 7 | 8.200 11 | 8.000 6 | 8.200 1 | 48.500 2 |
| 3 | 499 | Riley Kraus | Timberline | 7.200 6T | 5.900 13 | 8.900 1 | 8.900 1T | 8.500 3 | 8.100 2 | 47.500 3 |
| 4 | 487 | Elliott Bridgett-Malerba | SunDance | 6.900 9 | 8.600 3T | 6.800 8 | 8.700 5T | 8.200 4T | 6.700 6 | 45.900 4 |
| 5 | 989 | Burke Frandson | Metro Stars | 4.900 11 | 8.200 6 | 8.700 2 | 8.500 7T | 9.000 2T | 6.500 7 | 45.800 5 |
| 6 | 995 | Holden Irby | Mountain | 7.600 4 | 7.600 7 | 7.800 5 | 8.500 8T | 6.900 10 | 7.300 5 | 45.700 6 |
| 7 | 981 | Christian Ruge | Kinetic | 7.700 3 | 7.000 9 | 6.700 9 | 8.900 2T | 6.400 14 | 7.900 3 | 44.600 7 |
| 8 | 488 | Owen Bryant | SunDance | 7.000 8 | 8.500 4 | 7.900 4 | 7.300 14 | 8.200 5T | 5.000 12T | 43.900 8 |
| 9 | 491 | Austin Mason | SunDance | 7.200 7T | 7.100 8 | 6.600 10 | 8.300 10 | 7.600 7 | 6.200 9 | 43.000 9 |
| 10 | 548 | Jordin Canady | CTC | 8.000 2 | 6.200 12 | 6.400 11 | 8.600 6 | 6.700 12T | 6.100 10 | 42.000 10 |
| 11 | 565 | Cody Johnson | Eagle Ridge | 4.100 15 | 8.400 5 | 7.500 6 | 8.000 12 | 7.000 9 | 5.700 11 | 40.700 11 |
| 12 | 561 | Gage Burns | Eagle Ridge | 5.300 10 | 6.800 10 | 5.700 14T | 8.500 9T | 6.800 11 | 5.000 13T | 38.100 12 |
| 13 | 492 | Brody Patton | SunDance | 4.200 14 | 5.200 15 | 6.200 12 | 8.800 3 | 6.700 13T | 5.000 14T | 36.100 13 |
| 14 | 490 | Tayden LeVier | SunDance | 4.700 12 | 6.300 11 | 6.000 13 | 7.400 13 | 6.000 15 | 5.000 15T | 35.400 14 |
| 15 | 576 | Jackson Tormey | Excel | 4.500 13 | 5.800 14 | 5.700 15T | — 15 | 7.100 8 | 6.400 8 | 29.500 15 |

Jr. Rocky Mountain Open 2019

Meet Results







Jan 11-13, 2019

Page: 1
Printed: 1/14/2019 9:26:49 AM

Men / 52 / 11+

Session: 6

Judge's Signatures

| Rank | Num | Name | Gym |  |  |  |  |  |  | AA |
|------|-----|---------------|------------|---|---|--|---|---|---|--------------------|
| 1 | 557 | Lucas Krause | Deltchev | 8.700 1 | 9.100 3 | 10.500 1 | 8.800 3 | 9.000 1 | 7.500 3T | 53.600 1 |
| 2 | 978 | Elisha Keegan | Kinetic | 7.700 4T | 9.400 1 | 9.200 2 | 9.000 1T | 8.700 2 | 7.700 2 | 51.700 2 |
| 3 | 545 | Nate Sorensen | Cahoy's | 7.700 5T | 9.300 2 | 8.600 4 | 9.000 2T | 8.200 4 | 7.000 6 | 49.800 3 |
| 4 | 550 | Ashton Herman | CTC | 7.800 3 | 8.500 6 | 8.400 5T | 8.700 4T | 8.100 5 | 7.500 4T | 49.000 4 |
| 5 | 984 | Ethan Jacks | MCGA | 8.200 2 | 8.700 4T | 7.900 7 | 8.500 7 | 7.900 6 | 7.100 5 | 48.300 5 |
| 6 | 498 | Jayden Kraus | Timberline | 5.500 7 | 7.500 7 | 8.700 3 | 8.600 6 | 8.400 3 | 8.500 1 | 47.200 6 |
| 7 | 494 | Levi Robbins | SunDance | 7.100 6 | 8.700 5T | 8.400 6T | 8.700 5T | 7.300 7 | 6.600 7 | 46.800 7 |

Jr. Rocky Mountain Open 2019







Team Results

Jan 11-13, 2019

Page: 1
Printed: 1/14/2019 9:27:12 AM

Men / 61 / All Ages

Session: 5

| Rank | Gym | Team | Score |  |  |  |  |  |  |
|------|-------------------|------|----------------|---|--|---|---|---|---|
| 1 | 5280 | * | 188.800 | 31.000 1 | 32.100 1 | 32.700 1 | 28.100 1 | 32.600 1 | 32.300 1 |
| 2 | Xtreme | * | 179.100 | 29.700 2 | 32.000 2 | 30.000 2 | 27.100 2 | 31.300 2 | 29.000 2 |
| 3 | USA Flairs | * | 175.300 | 29.500 4 | 31.900 3 | 29.300 4 | 27.000 3 | 30.000 4 | 27.600 4 |
| 4 | IGTC | * | 170.400 | 28.400 6 | 29.400 4 | 28.200 5 | 26.700 5 | 29.400 5 | 28.300 3 |
| 5 | Gold Cup | * | 169.000 | 29.600 3 | 27.600 7 | 29.400 3 | 26.800 4 | 30.100 3 | 25.500 6 |
| 6 | Xtreme Scottsdale | * | 161.300 | 26.100 8 | 27.700 6 | 26.200 7 | 26.400 9T | 28.700 6 | 26.200 5 |
| 7 | Eagle Ridge | * | 160.500 | 28.600 5 | 27.900 5 | 26.900 6 | 26.100 11 | 27.500 9 | 23.500 11 |
| 8 | 20 Mile | * | 159.900 | 28.300 7 | 26.500 9 | 25.400 8 | 26.600 6 | 28.300 8 | 24.800 9 |
| 9 | AirTime | * | 157.200 | 25.800 9 | 27.000 8 | 24.300 10 | 26.500 7T | 28.600 7 | 25.000 8 |
| 10 | Aspire | * | 150.900 | 23.100 12 | 26.100 10 | 24.800 9 | 26.500 8T | 26.700 10 | 23.700 10 |
| 11 | Metro Stars | * | 149.500 | 25.000 11 | 22.200 12 | 24.000 11 | 26.400 10T | 26.600 11 | 25.300 7 |
| 12 | SunDance | * | 149.000 | 25.700 10 | 25.300 11 | 23.700 12 | 25.500 13 | 25.700 12 | 23.100 12 |
| 13 | Boulder Flyers | * | 137.500 | 22.700 13 | 21.400 13 | 20.100 13 | 25.900 12 | 24.700 13 | 22.700 13 |
| 14 | CTC | * | 113.400 | 18.700 14 | 19.600 14 | 18.100 14 | 17.500 14 | 20.200 14 | 19.300 14 |
| 15 | WSGL | * | 84.600 | 9.900 16 | 15.100 15 | 14.400 15 | 17.100 15 | 14.100 15 | 14.000 15 |
| 16 | Deltchev | * | 57.200 | 7.500 21 | 10.700 16 | 9.800 16T | 9.200 16T | 10.300 16 | 9.700 16 |
| 17 | Cahoy's | * | 55.600 | 10.600 15 | 8.500 19T | 9.800 17T | 8.400 20 | 10.000 17 | 8.300 18T |
| 18 | MCGA | * | 52.000 | 9.000 18 | 8.900 17 | 7.600 20 | 9.100 18 | 9.100 19T | 8.300 19T |







Jr. Rocky Mountain Open 2019

Team Results

Jan 11-13, 2019

Page: 2
Printed: 1/14/2019 9:27:12 AM

Men / 61 / All Ages
Session: 5

| Rank | Gym | Team | Score |  |  |  |  |  |  |
|------|--------------|------|---------------|---|--|---|---|---|---|
| 19 | Golden State | * | 51.300 | 8.000 20 | 8.300 21 | 9.400 18 | 8.700 19 | 9.200 18 | 7.700 20 |
| 20 | Kinetic | * | 51.200 | 8.500 19 | 8.500 20T | 8.600 19 | 8.200 21 | 8.900 21 | 8.500 17 |
| 21 | Elite | * | 47.000 | 9.100 17 | 6.200 22 | 6.700 21 | 9.200 17T | 9.100 20T | 6.700 21 |
| 22 | GU | * | 35.800 | 6.800 22 | 8.700 18 | 6.100 22 | 8.000 22 | 0.000 22 | 6.200 22 |

Jr. Rocky Mountain Open 2019







Team Results

Jan 11-13, 2019

Page: 1
Printed: 1/14/2019 9:27:36 AM

Men / 62 / All Ages

Session: 5

| Rank | Gym | Team | Score |  |  |  |  |  |  |
|------|--------------|------|----------------|---|--|---|---|---|---|
| 1 | CTC | * | 150.400 | 25.200 1 | 26.000 2 | 22.900 1 | 25.800 1 | 26.300 2 | 24.200 3 |
| 2 | Cahoy's | * | 143.900 | 20.300 4 | 27.100 1 | 21.000 2 | 25.700 2 | 25.400 4 | 24.400 2 |
| 3 | Dardano's | * | 143.000 | 23.100 2 | 23.100 3 | 20.300 4 | 25.100 3 | 26.500 1 | 24.900 1 |
| 4 | Metro Stars | * | 135.500 | 20.400 3 | 22.800 4 | 20.800 3 | 24.800 4 | 25.700 3 | 21.000 4 |
| 5 | Pinnacle | * | 82.600 | 11.400 5 | 14.400 5 | 13.100 5 | 17.700 5 | 13.100 5 | 12.900 5 |
| 6 | 5280 | * | 50.800 | 8.300 6 | 8.500 6 | 9.000 6 | 8.500 8 | 8.800 6 | 7.700 7 |
| 7 | AirTime | * | 46.900 | 7.400 7 | 8.300 7 | 7.000 8 | 8.800 7 | 7.500 8 | 7.900 6 |
| 8 | Golden State | * | 46.300 | 6.300 9 | 8.200 8 | 7.600 7 | 9.200 6 | 7.900 7 | 7.100 9 |
| 9 | Golden | * | 41.400 | 6.900 8 | 6.000 9 | 6.300 9 | 8.400 9 | 6.500 9 | 7.300 8 |

Jr. Rocky Mountain Open 2019







Team Results

Jan 11-13, 2019

Page: 1
Printed: 1/14/2019 9:28:28 AM

Men / 51 / All Ages

Session: 6

| Rank | Gym | Team | Score |  |  |  |  |  |  |
|------|-------------------|------|----------------|---|--|---|---|---|---|
| 1 | Arizona Olympians | * | 188.300 | 31.500 2 | 33.000 1 | 33.000 1 | 28.100 1 | 32.100 2 | 30.600 2 |
| 2 | 5280 | * | 187.500 | 31.600 1 | 31.600 2 | 32.400 2 | 27.800 2 | 32.300 1 | 31.800 1 |
| 3 | IGTC | * | 176.900 | 28.800 5 | 31.400 3 | 29.500 4 | 27.700 3 | 30.500 3 | 29.000 3 |
| 4 | Aspire | * | 169.000 | 30.300 3 | 27.900 7 | 28.600 7 | 27.100 7T | 28.900 4 | 26.200 6 |
| 5 | Gold Cup | * | 167.100 | 29.200 4 | 28.700 5 | 27.700 10 | 27.400 5T | 27.400 8 | 26.700 5 |
| 6 | Dardano's | * | 164.800 | 27.800 6 | 25.100 11 | 29.800 3 | 27.600 4 | 27.300 9 | 27.200 4 |
| 7 | 20 Mile | * | 164.200 | 27.000 7 | 27.500 8T | 28.100 9 | 27.400 6T | 28.500 5 | 25.700 7T |
| 8 | MCGA | * | 162.100 | 24.500 10 | 30.400 4 | 28.900 6 | 26.700 10 | 26.000 10 | 25.600 9 |
| 9 | SunDance | * | 161.500 | 24.600 9 | 28.200 6 | 28.200 8 | 27.100 8T | 27.700 6T | 25.700 8T |
| 10 | Boulder Flyers | * | 158.900 | 24.000 11 | 27.500 9T | 29.300 5 | 25.900 11 | 27.700 7T | 24.500 10 |
| 11 | Eagle Ridge | * | 152.200 | 26.100 8 | 25.600 10 | 27.400 11 | 27.000 9 | 24.000 11 | 22.100 11 |
| 12 | Frontier | * | 105.900 | 17.700 13 | 17.600 15 | 18.000 13 | 17.300 14 | 18.100 12 | 17.200 12 |
| 13 | Mountain | * | 102.300 | 17.800 12 | 18.200 14 | 17.600 14 | 17.700 13 | 16.300 14 | 14.700 14 |
| 14 | RCGA | * | 101.700 | 17.100 14 | 18.500 13 | 20.100 12 | 16.000 15 | 15.400 15 | 14.600 15 |
| 15 | CTC | * | 100.800 | 15.900 15 | 19.400 12 | 15.900 15 | 18.000 12 | 16.400 13 | 15.200 13 |
| 16 | Golden State | * | 60.900 | 9.800 17 | 10.700 16 | 11.100 16 | 8.800 19T | 10.700 16 | 9.800 16 |
| 17 | Cahoy's | * | 56.900 | 8.900 19 | 9.900 18 | 10.600 17 | 9.000 17 | 9.800 17 | 8.700 17 |
| 18 | Deltchev | * | 55.500 | 9.900 16 | 10.000 17 | 10.200 18 | 8.800 20T | 9.100 19 | 7.500 20 |

Jr. Rocky Mountain Open 2019







Team Results

Jan 11-13, 2019

Page: 2
Printed: 1/14/2019 9:28:28 AM

Men / 51 / All Ages

Session: 6

| Rank | Gym | Team | Score |  |  |  |  |  |  |
|------|-------------|------|---------------|---|--|---|---|---|---|
| 19 | Metro Stars | * | 54.600 | 9.100 18 | 9.400 19 | 9.600 19 | 8.800 21T | 9.200 18 | 8.500 18 |
| 20 | Excel | * | 47.800 | 7.100 20 | 8.300 21 | 8.200 21T | 9.100 16 | 7.400 22 | 7.700 19 |
| 21 | WSGL | * | 45.500 | 6.800 21 | 7.200 22 | 9.400 20 | 8.900 18 | 7.900 20T | 5.300 22 |
| 22 | Cruces | * | 43.800 | 5.200 22 | 8.400 20 | 8.200 22T | 8.000 22 | 7.900 21T | 6.100 21 |

Jr. Rocky Mountain Open 2019

Team Results







Jan 11-13, 2019

Page: 1

Printed: 1/14/2019 9:28:52 AM

Men / 52 / All Ages

Session: 6

| Rank | Gym | Team | Score |  |  |  |  |  |  |
|------|--------------|------|----------------|---|--|---|---|---|---|
| 1 | Kinetic | * | 147.100 | 22.700 1 | 26.300 1 | 25.800 2 | 26.500 1 | 22.600 3 | 23.200 1 |
| 2 | Metro Stars | * | 140.600 | 18.900 3 | 24.900 3 | 26.500 1 | 25.800 3 | 23.900 2 | 20.600 2 |
| 3 | SunDance | * | 139.900 | 21.300 2 | 25.800 2 | 23.100 3 | 26.200 2 | 24.000 1 | 19.500 3 |
| 4 | Eagle Ridge | * | 113.700 | 13.500 6 | 20.400 4 | 19.600 4 | 24.600 4 | 19.100 4 | 16.500 5 |
| 5 | Golden State | * | 98.400 | 15.500 5 | 17.300 5 | 15.700 6 | 16.900 7 | 17.000 5 | 16.000 6 |
| 6 | Timberline | * | 94.700 | 12.700 8 | 13.400 8 | 17.600 5 | 17.500 5 | 16.900 6 | 16.600 4 |
| 7 | CTC | * | 91.000 | 15.800 4 | 14.700 7 | 14.800 7 | 17.300 6 | 14.800 7 | 13.600 7 |
| 8 | Mountain | * | 85.600 | 13.000 7 | 16.300 6 | 13.800 8 | 16.400 8 | 13.000 8 | 13.100 8 |
| 9 | Deltchev | * | 53.600 | 8.700 9 | 9.100 10 | 10.500 9 | 8.800 10 | 9.000 9 | 7.500 9 |
| 10 | Cahoy's | * | 49.800 | 7.700 11 | 9.300 9 | 8.600 10 | 9.000 9 | 8.200 10 | 7.000 11 |
| 11 | MCGA | * | 48.300 | 8.200 10 | 8.700 11 | 7.900 11 | 8.500 11 | 7.900 11 | 7.100 10 |
| 12 | Excel | * | 29.500 | 4.500 12 | 5.800 12 | 5.700 12 | 0.000 12 | 7.100 12 | 6.400 12 |