

2021 Elite Team Cup

Meet Results







Feb 27, 2021

Page: 1
Printed: 2/27/2021 7:58:14 PM

Men / JR / Junior

Session: ETC

Judge's Signatures

Rank	Num	Name	Gym							AA
1	74	Asher Hong	Region 3	Diff: 5.300	5.400	5.100	6.000	5.200	4.200	
				Exec: 8.100	7.200	8.850	9.000	8.500	7.850	
				ND:						
				Final: 13.400	12.600	13.950	15.000	13.700	12.050	80.700
				Place: 2	4	1	1	1	14T	1
2	88	Kai Uemura	Region 5	Diff: 4.900	4.900	4.400	4.800	4.800	4.300	
				Exec: 8.650	6.950	8.500	8.950	8.250	8.050	
				ND:						
				Final: 13.550	11.850	12.900	13.750	13.050	12.350	77.450
				Place: 1	20T	4	10	3	3T	2
3	63	Vahe Petrosyan	Region 1	Diff: 4.800	5.300	4.400	4.400	4.900	4.400	
				Exec: 8.050	8.200	8.250	8.800	7.900	8.050	
				ND: -0.200						
				Final: 12.650	13.500	12.650	13.200	12.800	12.450	77.250
				Place: 11	1	6	20T	4T	1	3
4	96	Maxim Bereznev	Region 8	Diff: 4.600	3.900	4.000	4.800	4.000	3.700	
				Exec: 8.250	7.600	8.750	8.500	8.650	8.300	
				ND:						
				Final: 12.850	11.500	12.750	13.300	12.650	12.000	75.050
				Place: 6*	28T	5	16T	7	16	4
5T	101	Danilo Viciano	Region 8	Diff: 4.300	3.800	4.200	4.800	3.700	3.500	
				Exec: 8.400	8.550	7.750	8.650	9.100	8.200	
				ND:						
				Final: 12.700	12.350	11.950	13.450	12.800	11.700	74.950
				Place: 10	7T	21	14*	4T	20	5T
5T	61	Toma Murakawa	Region 1	Diff: 4.400	4.300	4.000	4.800	4.100	3.900	
				Exec: 7.800	8.050	8.200	8.800	8.150	8.450	
				ND:						
				Final: 12.200	12.350	12.200	13.600	12.250	12.350	74.950
				Place: 24T	7T	12*	11	14T	3*	5T
7	73	Dallas Hale	Region 3	Diff: 5.200	4.900	4.500	4.800	5.100	4.300	
				Exec: 7.900	6.500	8.500	9.050	7.450	6.100	
				ND:						
				Final: 13.100	11.400	13.000	13.850	12.550	10.400	74.300
				Place: 3T	31T	3	6	9T	41	7
8	99	Alexandru Nitache	Region 8	Diff: 4.200	3.700	3.500	4.800	3.800	3.300	
				Exec: 8.850	7.700	8.050	9.000	8.500	8.800	
				ND:						
				Final: 13.050	11.400	11.550	13.800	12.300	12.100	74.200
				Place: 5	31T	29T	7T	13	10T	8
9	75	Cameron Lee	Region 3	Diff: 4.800	4.600	4.400	4.800	4.700	4.200	
				Exec: 7.800	7.200	8.050	8.600	7.400	7.400	
				ND:			-0.100			
				Final: 12.600	11.800	12.450	13.300	12.100	11.600	73.850
				Place: 12T	22	9	16T	20T	24T	9
10	82	Kellen Ryan	Region 4	Diff: 4.400	3.800	4.000	5.200	3.600	3.600	
				Exec: 8.150	7.700	7.550	8.950	8.100	8.500	
				ND:						
				Final: 12.550	11.500	11.550	14.150	11.700	12.100	73.550
				Place: 14T	28T	29T	3	28T	10T	10

2021 Elite Team Cup

Meet Results







Feb 27, 2021

Page: 2

Printed: 2/27/2021 7:58:14 PM

Men / JR / Junior







Session: ETC

Rank	Num	Name	Gym							AA
11	64	Cailen Walker	Region 1	Diff: 4.500	5.200	4.000	5.200	4.300	4.400	
				Exec: 7.750	7.150	8.200	8.700	6.100	7.750	
				ND: _____	_____	_____	_____	_____	_____	
				Final: 12.250	12.350	12.200	13.900	10.400	12.150	73.250
				Place: 23	7T	12*	4T	41	8T	11
12	89	Ryan Vanichtheeranont	Region 5	Diff: 4.100	4.100	4.000	4.000	4.200	4.000	
				Exec: 7.900	7.750	8.150	8.650	7.950	8.400	
				ND: _____	_____	_____	_____	_____	_____	
				Final: 12.000	11.850	12.150	12.650	12.150	12.400	73.200
				Place: 33T	20T	17	29*	18T	2	12
13	72	Caden Clinton	Region 3	Diff: 4.700	4.600	4.400	4.000	4.700	4.000	
				Exec: 7.750	8.350	7.900	8.500	7.500	6.650	
				ND: _____	_____	_____	_____	_____	_____	
				Final: 12.450	12.950	12.300	12.500	12.200	10.650	73.050
				Place: 19T	3	11	32*	16T	36*	13
14	95	Caden Spencer	Region 7	Diff: 4.800	4.600	4.300	4.800	4.300	4.700	
				Exec: 7.500	6.450	8.200	9.100	8.800	5.350	
				ND: _____	_____	_____	_____	_____	_____	
				Final: 12.300	11.050	12.500	13.900	13.100	10.050	72.900
				Place: 22	36T	8	4T	2	43	14
15	78	Nathan Couture	Region 4	Diff: 4.500	3.700	3.900	4.000	3.900	3.400	
				Exec: 7.900	8.450	7.550	8.550	8.300	8.750	
				ND: _____	_____	_____	-0.100	_____	_____	
				Final: 12.400	12.150	11.450	12.450	12.200	12.150	72.800
				Place: 21	13T	35T	34T	16T	8T	15
16	77	Dave Wolma	Region 3	Diff: 4.600	3.700	4.100	5.200	4.500	3.500	
				Exec: 8.250	7.850	7.800	9.300	6.700	7.200	
				ND: _____	_____	_____	_____	_____	_____	
				Final: 12.850	11.550	11.900	14.500	11.200	10.700	72.700
				Place: 6*	25T	22*	2	35T	35	16
17	94	Caleb Melton	Region 7	Diff: 5.300	4.200	3.600	5.200	3.900	4.000	
				Exec: 7.450	8.150	6.500	8.700	8.650	6.650	
				ND: _____	_____	_____	-0.100	_____	_____	
				Final: 12.750	12.350	10.100	13.800	12.550	10.650	72.200
				Place: 9	7T	42	7T	9T	36*	17
18	83	Zach Snyder	Region 4	Diff: 4.400	3.100	3.400	4.800	3.700	3.500	
				Exec: 7.700	8.550	7.350	8.750	8.050	8.800	
				ND: _____	_____	_____	_____	_____	_____	
				Final: 12.100	11.650	10.750	13.550	11.750	12.300	72.100
				Place: 30T	24	40	12*	25T	6	18
19	65	Landon Wu	Region 1	Diff: 4.600	4.500	4.300	4.000	4.300	3.900	
				Exec: 7.600	6.950	7.250	8.500	7.950	8.450	
				ND: _____	_____	-0.300	_____	_____	_____	
				Final: 12.200	11.450	11.250	12.500	12.250	12.350	72.000
				Place: 24T	30	38	32*	14T	3*	19
20T	92	Will Fleck	Region 7	Diff: 4.600	4.400	3.200	4.000	3.800	3.700	
				Exec: 8.500	7.350	8.300	8.750	7.850	7.050	
				ND: _____	_____	_____	_____	_____	_____	
				Final: 13.100	11.750	11.500	12.750	11.650	10.750	71.500
				Place: 3T	23	33T	26	30T	33T	20T

2021 Elite Team Cup

Meet Results







Feb 27, 2021

Rank	Num	Name	Gym							AA
20T	93	Kristian Grahovski	Region 7	Diff: 4.300	4.800	3.600	4.000	4.100	4.100	
				Exec: 7.350	8.500	7.850	7.600	7.650	8.150	
				ND: -0.200			-0.300			
				Final: 11.450	13.300	11.450	11.300	11.750	12.250	71.500
				Place: 39	2	35T	43	25T	7	20T
22T	66	Xander Agate	Region 2	Diff: 3.900	3.400	3.300	4.000	3.700	3.300	
				Exec: 8.650	7.600	8.500	8.700	8.000	8.250	
				ND:						
				Final: 12.550	11.000	11.800	12.700	11.700	11.550	71.300
				Place: 14T	38	24	27*	28T	26T	22T
22T	85	Tai Gopaul	Region 5	Diff: 4.800	5.000	4.100	4.000	4.000	4.000	
				Exec: 7.200	6.900	7.400	9.200	7.050	7.650	
				ND:						
				Final: 12.000	11.900	11.500	13.200	11.050	11.650	71.300
				Place: 33T	19	33T	20T	39	21T	22T
24	97	Jaden Blank	Region 8	Diff: 4.000	3.600	4.000	4.000	3.100	2.700	
				Exec: 8.550	8.400	8.200	8.150	8.100	8.100	
				ND:			-0.100			
				Final: 12.550	12.000	12.200	12.050	11.200	10.800	70.800
				Place: 14T	16T	12*	38	35T	31T	24
25	80	Nikolai Kolesnikov	Region 4	Diff: 4.100	3.600	3.900	4.400	3.300	3.600	
				Exec: 8.000	8.650	7.800	8.650	8.750	5.900	
				ND:						
				Final: 12.100	12.250	11.700	13.050	12.050	9.500	70.650
				Place: 30T	12	27	23*	22	44	25
26	102	Brigham Frentheway	Region 9	Diff: 4.500	3.800	4.100	4.000	3.800	3.900	
				Exec: 7.550	8.250	7.800	8.700	7.750	6.400	
				ND:						
				Final: 12.050	12.050	11.900	12.700	11.550	10.300	70.550
				Place: 32	15	22*	27*	32	42	26
27	60	Arun Chhetri	Region 1	Diff: 4.400	4.300	4.400	4.400	4.600	4.200	
				Exec: 8.450	7.050	8.700	8.850	4.550	6.600	
				ND:			-0.100			
				Final: 12.850	11.350	13.100	13.150	9.150	10.800	70.400
				Place: 6T	34	2	22	45	31T	27
28	79	Zachary Gilbaugh	Region 4	Diff: 4.100	3.100	4.200	4.400	3.700	3.500	
				Exec: 8.500	5.900	7.200	8.900	8.300	8.150	
				ND:						
				Final: 12.600	9.000	11.400	13.300	12.000	11.650	69.950
				Place: 12T	42	37	16T	23	21T	28
29T	67	Eli Hoberecht	Region 2	Diff: 4.100	2.800	3.200	3.200	3.300	3.300	
				Exec: 8.100	8.250	8.350	8.850	8.200	7.250	
				ND:			-0.100			
				Final: 12.200	11.050	11.550	11.950	11.500	10.550	68.800
				Place: 24T	36T	29T	39T	33	39T	29T
29T	70	Jonah Soltz	Region 2	Diff: 3.700	3.800	3.800	3.200	4.000	2.600	
				Exec: 8.450	7.600	7.800	8.450	7.450	7.950	
				ND:						
				Final: 12.150	11.400	11.600	11.650	11.450	10.550	68.800
				Place: 28T	31T	28	42	34	39T	29T

2021 Elite Team Cup

Meet Results







Feb 27, 2021

Rank	Num	Name	Gym							AA
31	103	Kyler Hartley	Region 9	Diff: 4.300	4.200	3.700	4.000	3.700	4.100	
				Exec: 6.550	6.050	8.300	8.800	7.400	7.000	
				ND: -0.100						
				Final: 10.750	10.250	12.000	12.800	11.100	11.100	68.000
				Place: 40	40	19T	25	37T	28T	31
32	81	A.J. Morgan	Region 4	Diff: 4.600	3.500	3.600	4.400	3.800	3.300	
				Exec: 7.950	4.350	7.950	8.650	6.850	8.500	
				ND:						
				Final: 12.550	7.850	11.550	13.050	10.650	11.800	67.450
				Place: 14T	43	29T	23*	40	17T	32
33	69	Everett O'Donnell	Region 2	Diff: 4.300	3.600	3.500	3.200	3.600	3.000	
				Exec: 7.950	5.850	7.200	8.600	8.050	7.750	
				ND: -0.100						
				Final: 12.150	9.450	10.700	11.800	11.650	10.750	66.500
				Place: 28T	41	41	41	30T	33T	33
34	107	Derek Schlagenhauf	Region 9	Diff: 4.100	5.100	3.200	4.000	4.000	3.300	
				Exec: 8.450	6.900	7.050	8.350	5.950	8.750	
				ND:		-4.000	-0.100			
				Final: 12.550	12.000	6.250	12.250	9.950	12.050	65.050
				Place: 14T	16T	46	37	44	14T	34
35	90	Justin Ciccone	Region 7	Diff: 4.800	4.100	3.900	5.200	3.700		
				Exec: 6.850	7.850	7.850	8.600	8.400		
				ND:						
				Final: 11.650	11.950	11.750	13.800	12.100		61.250
				Place: 37	18	25T	7T	20T	46*	35
36	100	Garrett Schooley	Region 8	Diff:	3.800	3.900	4.800	3.500	3.400	
				Exec:	8.650	7.300	8.650	8.350	8.700	
				ND:						
				Final:	12.450	11.200	13.450	11.850	12.100	61.050
				Place: 42*	5T	39	14*	24	10T	36
37	98	Jacob Foster	Region 8	Diff: 4.300	3.600	3.600	4.000		3.300	
				Exec: 7.450	8.850	8.800	8.750		8.350	
				ND:			-0.300			
				Final: 11.750	12.450	12.400	12.450		11.650	60.700
				Place: 36	5T	10	34T	46*	21T	37
38	68	Payton Lerwill	Region 2	Diff: 3.800	4.000		4.000	3.500	3.500	
				Exec: 8.650	7.550		8.650	8.250	8.300	
				ND:						
				Final: 12.450	11.550		12.650	11.750	11.800	60.200
				Place: 19T	25T	47*	29*	25T	17T	38
39	105	Hunter Mamawal	Region 9	Diff: 4.000	3.300	2.700	4.400	3.300	3.500	
				Exec: 7.600	5.650	7.050	7.850	6.950	8.100	
				ND:	-4.000		-0.300			
				Final: 11.600	4.950	9.750	11.950	10.250	11.600	60.100
				Place: 38	45	43T	39T	42	24T	39
40	84	Arthur Ashton	Region 5	Diff: 3.900	4.200	4.100	4.800		3.700	
				Exec: 8.000	6.650	8.000	8.450		7.850	
				ND:						
				Final: 11.900	10.850	12.100	13.250		11.550	59.650
				Place: 35	39	18	19	46*	26T	40

2021 Elite Team Cup

Meet Results

Feb 27, 2021

Rank	Num	Name	Gym							AA
41	106	Cayden Mannos	Region 9	Diff: 4.300	3.400	3.300	4.000	3.400	3.300	
				Exec: 5.650	5.150	6.450	8.650	6.750	4.250	
				ND: _____	-4.000	_____	_____	_____	_____	
				Final: 9.950	4.550	9.750	12.650	10.150	7.550	54.600
				Place: 41	46	43T	29*	43	45	41
42	62	Joseph Pepe	Region 1	Diff: _____	_____	4.300	4.800	4.600	4.200	
				Exec: _____	_____	8.300	8.750	8.150	7.550	
				ND: _____	_____	_____	_____	_____	_____	
				Final: _____	_____	12.600	13.550	12.750	11.750	50.650
				Place: 42*	47*	7	12*	6	19	42
43	76	Vishal Mandava	Region 3	Diff: _____	4.500	4.300	_____	4.500	4.100	
				Exec: _____	7.800	7.900	_____	7.850	8.000	
				ND: _____	_____	_____	_____	_____	_____	
				Final: _____	12.300	12.200	_____	12.350	12.100	48.950
				Place: 42*	11	12T	45*	12	10T	43
44	86	Lais Najjar	Region 5	Diff: _____	5.100	4.200	_____	4.300	3.900	
				Exec: _____	7.050	8.000	_____	7.850	7.150	
				ND: _____	_____	_____	_____	_____	_____	
				Final: _____	12.150	12.200	_____	12.150	11.050	47.550
				Place: 42*	13T	12T	45*	18T	30	44
45	91	Noah Dhaliwal	Region 7	Diff: _____	3.900	4.300	2.400	_____	3.500	
				Exec: _____	7.200	7.450	8.650	_____	7.100	
				ND: _____	_____	_____	_____	_____	_____	
				Final: _____	11.100	11.750	11.050	_____	10.600	44.500
				Place: 42*	35	25T	44	46*	38	45
46	104	Max Kephart	Region 9	Diff: _____	3.100	3.000	_____	3.100	3.200	
				Exec: _____	7.000	6.650	_____	8.000	7.900	
				ND: _____	-4.000	_____	_____	_____	_____	
				Final: _____	6.100	9.650	_____	11.100	11.100	37.950
				Place: 42*	44	45	45*	37T	28T	46
47	87	Logan Schmitt	Region 5	Diff: 3.900	_____	_____	4.000	4.100	_____	
				Exec: 8.300	_____	_____	8.700	8.500	_____	
				ND: _____	_____	_____	-0.300	_____	_____	
				Final: 12.200	_____	_____	12.400	12.600	_____	37.200
				Place: 24T	47*	47*	36	8	46*	47
48	71	Bradley Stroud	Region 2	Diff: _____	3.200	3.200	_____	3.700	_____	
				Exec: _____	8.350	9.100	_____	8.800	_____	
				ND: _____	_____	-0.300	_____	_____	_____	
				Final: _____	11.550	12.000	_____	12.500	_____	36.050
				Place: 42*	25T	19T	45*	11	46*	48